


BRD SUPPLY SEWER HOSE BUMPER

4" square x 96" long sewer hose bumper, welded steel, unpainted, without brackets.

85457 Bumper
#60099 ◆ 1



31794,
Open



Ultra-Fab Products, Inc.



31793, Closed

ULTRA-FAB PRODUCTS UNIVERSAL ACCESS DOOR

• Built-in lock secures important cargo areas. • For use on all RVs, trucks, cargo haulers, trailers, and specialty vehicles of all types. • Easy installation. • 5" x 5" opening and 8" x 7" frame. • 1-yr. Warranty.

Universal Access Door:

31793 White #48-979009 1

31794 Chrome #48-979010 1

Basic Kit



CP PRODUCTS RV STARTER KITS

BASIC KIT INCLUDES:

1 x 10231 30A-15A Electrical Adapter;
1 x 20138 3" Hose Clamp;
1 x 24650 Sewer Hose Adapter;
1 x 25760 10' Sewer Hose;
2x 26078 2-Oz. Aqua Kem Dry;
1 x 27294 1/2" x 15' Water Hose;
1 x 27586 1 Roll C/P Tissue;
2 x 98303 Latex Gloves.

27588 Basic RV Starter Kit; Packaged in a color box #27588 1



Deluxe Kit

DELUXE KIT INCLUDES:

1 x 10231 30A-15A Electrical Adapter;
1 x 20138 3" Hose Clamp;
1 x 20150 1/2" x 25' Water Hose;
1 x 24650 Sewer Hose Adapter;
1 x 25760 10' Sewer Hose;
2 x 26078 2-Oz. Aqua Kem Dry;
1 x 27550 Water Regulator;
1 x 27586 1 Roll C/P Tissue;
1 x 40482 CD/1 5Way Level;
2x 98303 Latex Gloves.

27589 Deluxe RV Starter Kit; Packaged in a color box #27589 1

THE INSULATOR

INSULATING FOIL

INSULATION & SOUND BARRIER FOR RVs!

Suppresses noise, heat, cold and moisture that can interfere with the comfort and quiet of your motorhome. An excellent lightweight, easy-to-install insulation for generator compartments, engine covers/compartments and under carpets or floor mats (does not affect the fit of any component that it is installed under). 3/8" thickness is made up of a dense packing of recycled cloth material, a highly effective fire-retardant coating and a space-age aluminized outer layer. Trim to any shape with household scissors and adhere in place with "Sticky Stuff" spray adhesive (#49897). Seal edges with "Insul-Tape" (#40592). Conforms to FMVSS safety standard 302. Coast Guard, F.A.A. approved (aircraft grade only). *Install with foil side toward source of heat or noise.*



49896 Single-Side Foil Insulation, 4' x 6' Sheet #30000-11406 60

40592 30' Insul-Tape™ #60100-00200 12

STICKY STUFF™ SPRAY ADHESIVE

Specially formulated to ensure proper bonding when installing single-sided foil insulation. Even sticks to metal. One can adheres each 4' x 6' sheet of "Insulator" insulation. There are many other uses for this spray adhesive. 16-fluid ounce can (net wt. 10-Oz.).



49897 Spray Adhesive #60100-00100 12



68" H x 61" W

3-IN-1 TRUCK CARGO NET by Hopkins Mfg



Hammock



Cover



Trap

• The first multi-use, multi-purpose cargo net for the everyday consumer. • Easily converts from cargo hammock to cover to trap. • Made of high-quality Ny-Max™ weather resistant material, fits all full-size, short-bed and long-bed trucks.

The GoGear™ Truck Cargo Net is a "must-have" for any truck owner. By combining three functions, this product is one of the most versatile truck bed cargo management systems on the market. Easily converting from Hammock-Style (perfect for groceries or sports equipment) to Cargo Cover (securely holds large items in place) to Cargo Trap (secures items to the floor). The Truck Cargo Net utilizes a proprietary Dual-Lock Technology hook that securely holds up to 10x more weight than the leading competitive hook. Weather-tested for year-round use, the Truck Cargo Net is made of rugged Ny-Max™ material to withstand even the toughest demands.

87597 Truck Cargo Net; Fits all full-size, short-bed and long-bed trucks #CARGO-NET-TRI 2

In Section L:	Fresh Water Line	Filters	Winterizing	Pumps	Faucet & Shower	Sink & Drain	Holding Tanks	Drain Valves & Fittings	Drain Hose	Chemicals & Toilets
---------------	------------------	---------	-------------	-------	-----------------	--------------	---------------	-------------------------	------------	---------------------



Drinking water safe. Stops kinks at the outlet with the attached strain relief. Made with flexible, easy to coil components. Manufactured with FDA approved materials for safe drinking water. 5-ply construction. 250 psi burst strength. 10-year Aqua Pro warranty.

Aqua Pro Water Line:

- 20150** 1/2" x 25' #20150-AP 10
20151 1/2" x 50' #20151-AP 10
21317 5/8" x 25' #21317-AP 10
21318 5/8" x 50' #21318-AP 5

Easy-to-thread ends

AQUA PRO DRINKING WATER HOSES
Aqua Pro™



Guaranteed not to kink or tangle

TEKNOR APEX HOSES

• Lead-free™ construction compliant with RoHS standards restricting lead content to less than one-tenth of 1% lead by weight in homogeneous material. • Manufactured with F.D.A. sanctioned materials. Drinking Water Safe.

AQUA-FLEX HOSE

• ThumThing® coupling for easier attachment to the faucet.

Aqua-Flex Water Line:

- 20125** 1/2" x 25' #7503-25 10
20126 1/2" x 50' #7503-50 10

NEVERKINK SELF-STRAIGHTENING HOSE

• Constructed with NTS Reflex Mesh® patented technology eliminates kinks, twists & tangles.
 • Grip-Tite® coupling for easy, leak free attachment at the faucet.

NeverKink RV/Marine Hoses:

- 28043** 1/2" x 25' #7602-25 10
28044 5/8" x 25' #8602-25 10
28045 5/8" x 50' #8602-50 5



AQUA-FRESH HIGH-PRESSURE DRINKING WATER HOSE

High-pressure, fresh water drinking hose. Easy-to-use Hose Gripper included. 1/2" hoses 160 psi working pressure. Non-toxic. 10-yr. mfr. warranty. White.

Drinking Water Hose:

- 28012** 4' #W01-5048 10
28013 10' #W01-5120 10



AMERICAN SPECIALTY MFG. HANDI-HOSE AND REEL

Handi-Hose is a compact, lightweight, extremely durable water hose with standard garden hose couplings. Remains pliable in all weather. Built-in self-squeegee system. Safe for drinking water; rated by FDA as non-toxic. White. Replacement hose also available.

- 21721** 25' Hose w/Reel #MRT-25 6
20021 50' Hose w/Reel #MRT-50 6
24422 25' Hose Only #MHT-25 1

AMERICAN SPECIALTY UTILITY WATER HOSE

Don't drag out that long tangled hose for a small job! FDA approved hose is drinking water safe and lightweight.



- 25771** Utility Hose, 4' L #UT-4 12

VALTERRA HIGH PRESSURE FRESH WATER LINES

For underground application, for permanent or long water line hookups. May be buried below frost line to help prevent freezing. Will not corrode or rot. Tasteless, odorless, non-toxic. Safe for drinking water. Safe for permanent and semi-permanent cold water application. Bursting pressure 720 psi; working pressure 180 psi.

Ebonyline High Pressure Water Line:

- 20142** 1/2" x 10' #W01-0010 10
20157 1/2" x 15' #W01-0011 6
20158 1/2" x 25' #W01-0012 5



TEKNOR APEX STOW-A-WAY HOSE CARRY STRAP

For storing and carrying. Adjustable strap holds a variety of hose lengths. Convenient one piece, sturdy construction.

- 26023** Stow-A-Way Strap #HH-102 1

WATER HOSE ACCESSORIES

PLUMBING

L

In Section L:	Fresh Water Line	Filters	Winterizing	Pumps	Faucet & Shower	Sink & Drain	Holding Tanks	Drain Valves & Fittings	Drain Hose	Chemicals & Toilets
---------------	------------------	---------	-------------	-------	-----------------	--------------	---------------	-------------------------	------------	---------------------

AQUA PRO COILED WASHDOWN HOSES WITH NOZZLE

- 1/2" Inner Diameter
- UV Resistant
- 3/4" Solid Brass Fittings
- Self-Coiling, No Kink, Space Saving Design
- Non-Drinkable Hose
- 6 Position Adjustable ABS Plastic Nozzle.

Washdown hoses with nozzle:

20092 25' Coiled Washdown Hose with nozzle, 25' Polyurethane Hose

#P-0441BA 5

20098 50' Coiled Washdown Hose with nozzle, 50' Polyurethane Hose

#P-0442BA 6



AQUA PRO PLASTIC HOSE ELBOWS

- For RV, Home Faucet or Behind Washer
- Features Quick Grip For Easy On & Off

45° and 90° hose elbows allow the water to flow freely by helping to eliminate kinks in the hose. Plastic elbow is made of food-grade, non-toxic ABS plastic with UV stabilizer for long-lasting, trouble-free use. Carded.

Plastic Hose Elbow:

24988 Hose Elbow, 90° #24988 20

27987 Hose Elbow, 45° #27987 24



CAMCO WATER BANDIT

Hook this 3-1/4" connector to any standard-size unthreaded faucet or those with stripped threads and attach your garden hose. Stop wasting water due to poor connections.

28383 Water Bandit #22484 6



VALTERRA EZ COIL-N-STORE HOSE

- Multiple uses: RV - Home - Garden.
- Quick Connect fittings for easy installation.

Coiling water hose with new quick connect fittings. Compliant with lead-free CA laws. Self coiling and easy to store drinking water hose recoils to 15".

20227 25' EZ Coil-N-Store Hose #W01-0022 12



JR PRODUCTS CAP, STRAP & SPOUT REPLACEMENTS

FOR GRAVITY WATER FILLS

This cap, strap and spout is the original replacement for most gravity style fresh water fills. Cap has a tab style, non-threaded type twist lock to assure a good seal to your water fill. Strap is heavy duty plastic which holds up to the UV rays and weather better than most rubber styles. Spout is barbed for easy replacement and will accept either 1-1/4" or 1-3/8" water fill hose.

Replacement Cap & Fill Spout, Packaged:

45224 Black #222/224BK-A 24

21678 Colonial White #222/224CW-A 1

25674 Polar White #222/224PW-A 1

Replacement Cap & Strap only, Packaged:

45225 Black #222BK-A 24

27788 Colonial White #222CW-A 1

27789 Polar White #222PW-A 1



AQUA PRO CAP & PLUG

Keep dirt & debris out of fresh water hoses or regulators. Male threaded replacement plugs for most water fills with brass garden hose connections. Female threaded cap for use on any male threaded garden hose end or water regulator. Will fit any 3/4" male garden hose thread. Includes strap. White.

27838 Plug & Strap, Bulk #27838 1

27839 Plug & Strap, CD/1 #27839 1

27917 Cap & Strap, CD/1 #27917 1

VALTERRA HOSE SAVER WITH SPRING

You know those times you really wish you could bend that hose connection "just so"? Here's the solution. Valterra Hose Saver with Spring prevents hose kinking at the faucet or RV connection. Medical grade plastic; drinking water safe.

28348 Hose Saver with Spring #A01-0040VP 5



VALTERRA HOSE SAVERS

45 DEGREE HOSE SAVER

Prevents hose from crimping or pinching. EZ Hose gripper pre-assembled for ease of use. Works for RV's or homes. Brass. Carded.

27922 45°, Carded (Not approved for sale in CA or VT) #A01-0118VP 1

20459 **NEW!** 45°, Carded, Lead free #A01-0019VP 25

90 DEGREE HOSE SAVER LEAD-FREE BRASS

90 degree hose saver prevents hose from crimping or pinching. Lead-free brass meets CA & VT laws on lead content for drinking water fixtures. Includes EZ hose gripper. Works on RV 's or homes.

20054 90° Hose Saver, Lead-free, Carded #A01-0020VP 50

VALTERRA FRESH WATER HOSE ACCESSORIES



"HOSE FIXER" WATER HOSE REPAIR FITTINGS

Save that water hose. In-line mender, fixes 1/2" or 5/8" hose. Simply cut hose evenly at break or damage, insert connector, fasten the 2 clamps. Great for making extended length hoses too. Also available: female and male repair ends.

Hose Fixer, Carded:

25523 Hose x Male Hose Thread
#A01-0050VP 1

25524 Hose x Female Hose Thread
#A01-0055VP 1

25525 Hose x Hose #A01-0060VP 1



25531



25532

PISTOL NOZZLE

Pistol-grip nozzle for your water hose has a fully adjustable spray—easier to control water while cleaning your RV or boat or watering the roses.

Pistol Nozzle, Carded:

25531 Plastic #A01-0136VP 36

25532 Metal #A01-0134VP 30



28014

20086

3/4" HOSE CAP, HOSE PLUG

Male Threaded Hose Plug w/Strap, Off-White:


28104 3/4", Carded #T1020-1EVP 5

20086 3/4", Bulk #T1020-1E 1

Hose Cap with Strap, Carded:

28014 3/4", Black #T1020-1DVP 1

28010 3/4", White #T1020-1DWVP 1



25522

21278

HOSE WASHERS

GARDEN HOSE WASHERS

Garden hose washers with hanger.

21278 Washers, CD/10 #W1516VP 1

GARDEN HOSE WASHERS WITH SCREEN

25522 Screen Washers, CD/3
#W1526VP 1



QUICK CONNECT WITH 90° HOSE SAVER ADAPTER

90° hose saver adapter makes RV water hookup quick and easy. Includes spare straight adapter. Plastic. Carded.

25527 Quick Connect/Adapter
#A01-0137VP 1



20075



21277


VALTERRA QUICK FILL PIGTAILS

Quick Fill Pigtail with shut-off includes a large 3/8" opening valve and 5/8" tubing for the maximum fill rate. Quick Fill Pigtail reduces back flow pressure, cutting fill time in half. Easily slips into all water tank fill fittings.


Quick Fill Pigtail Water Tank Filler:

20075 Without Shut-Off Valve
#A01-0030VP 1

21277 With Shut-Off Valve
#A01-0031VP 1



24632



24633



25780



25942



24631

HOSE SHUT-OFFS

PLASTIC HOSE SHUT-OFF

24631 Hose Shut-Off, CD/1
#A01-0125VP 1

SIAMESE HOSE SHUT-OFF

24632 Plastic Siamese Hose Shut-Off, CD/1
#A01-0130VP 24

24633 Zinc Siamese Hose Shut-Off, CD/1
#A01-0131VP 24

Fresh Water Valve!

EZ DIAL 2 WAY HOSE SHUT OFF

Easy to grip, easy to turn dial. Control water direction with a trouble-free turn of the dial.

25780 EZ Dial 2 way hose shut off
#A01-0132VP 1

HI FLOW SHUT-OFF VALVE— GREAT FOR USE WITH TANK RINSERS!

Hi Flow Shut-Off Valve has a unique 3/8" larger internal opening for maximum water flow vs. the 5/16" opening common on most import shut-off valves. It is an ideal shut-off valve for use with any tank flushing product.

25942 Hi Flow Shut-Off Valve, Carded
#A01-0144VP 30

WATER PRESSURE REGULATORS

PLUMBING

In Section L: Fresh Water Line Filters Winterizing Pumps Faucet & Shower Sink & Drain Holding Tanks Drain Valves & Fittings Drain Hose Chemicals & Toilets

Aqua Pro™

AQUA PRO PRODUCTS

RV WATER REGULATOR

Protect your RV plumbing system from damage due to high pressure. Outlet pressure is preset to 45 psi. Fits all standard garden hose and hose bib type connections. The "Easy Gripper" makes installation easy, and eliminates the need for tools. Made of high quality, food grade, non toxic materials that meet IAPMO and NSF requirements. Standard models include an "Easy-Gripper" and a washer w/strainer, are rated for 150 psi, max, and have a 1-yr warranty. Deluxe models include an "Easy-Gripper" and a washer w/strainer, male and female protective covers with "Keeper" straps to keep dirt and debris out during storage, are rated for 300 psi, max, and have a 2 yr warranty.

Water Regulator:

- 27549** Standard, CD/1 #27549 48
- 27550** Standard, Box/1 #27550 50
- 27866** Deluxe, CD/1 #27866 96
- 27867** ^{LS} Deluxe, Box/1 #27867 10



Deluxe Regulator



Standard Regulator



27784



27866

UNIVERSAL GAUGE ADAPTER

Monitor water supply pressure to your RV plumbing system to help prevent damage due to high pressure. Can be used inline with any hose bib type water regulator or any water line with a garden hose type connection. Rated for 300 psi. Made of food grade, non-toxic materials. 1-year warranty.

- 27784** Universal, CD/1 #27784 6



VALTERRA WATER REGULATORS

WATER REGULATOR

Protects your RV's or boat's plumbing system against extreme high pressures. Outlet pressure factory set at 45 psi. Fits all standard water hose and campground water risers. Includes easy to use hose gripper.

Water Regulator

(Not approved for sale in CA or VT):

- 27374** Bulk #A01-1115 1
- 27375** Carded #A01-1115VP 30

HI FLOW WATER REGULATOR

All brass interior and increased water flow make this the top of the line water regulator a real winner! Factory set to keep pressure between 50 and 55psi.

- 28015** Hi Flow Water Regulator w/gripper, Carded (Not approved for sale in CA or VT) #A01-1113VP 12

WATER REGULATOR & GAUGE COMBO

High water pressure can damage RV water systems. Check it and regulate it with this Valterra Combo Kit. Carded.

- 28016** Water Regulator & Gauge Combo (Not approved for sale in CA or VT) #A01-1118VP 6

Protects RV's plumbing system against high pressure

HIGH FLOW STAINLESS STEEL WATER REGULATOR

- Lead free. • 15 to 20% greater flow.
- Preset at 50 psi. • Carded.

- 28729** High Flow Stainless Steel Water Regulator #A01-1114VP 12



LEISURE TIME CITY WATER ENTRY CAP

Attaches to your city water entry. Built in ventilation holes stop bacterial development and allow only air to enter city water hook up. White.

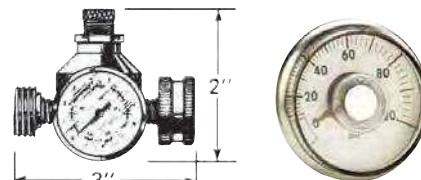
- 27611** Water Entry Cap #15009 5



VALTERRA PRESSURE GAUGE

Pressure gauge adapts for use with standard water regulators. Allows you to know the hook up water pressure, since high water pressure can damage your RV plumbing system.

- 27658** Water Pressure Gauge, Carded (Not approved for sale in CA or VT) #A01-0112VP 1



WATER PRESSURE REGULATOR

Takes the worry out of replenishing your water tank by automatically turning the water off when pressure reaches 40 lbs. $\frac{3}{4}$ " NH hose connection. Gauged version adjusts from 0 to 60 lbs. These valves are especially designed for units with self-contained water supply tanks. The valve will also supply water automatically as needed to the tank for overnight or semi-permanent stays, saving wear and tear on the pump or compressor. Adjustable pressure; and can be easily disassembled for cleaning.

Water Pressure Regulator:

- 20152** ^{LS} Without Gauge #0355010 1
- 20153** With Gauge #0355020 1

JR PRODUCTS RUBBER DUST PLUG

Original replacement city water fill dust cover. Made of flexible 100% rubber for long lasting use. Non-threaded for easier use; installs quickly to any city water fill.

- 78838** Dust Plug #422-PW-A 24



In Section L:	Fresh Water Line	Filters	Winterizing	Pumps	Faucet & Shower	Sink & Drain	Holding Tanks	Drain Valves & Fittings	Drain Hose	Chemicals & Toilets
---------------	------------------	---------	-------------	-------	-----------------	--------------	---------------	-------------------------	------------	---------------------



VALTERRA WATER REGULATORS LEAD-FREE

Protects your RV plumbing against high pressure. 15 to 20% more flow than standard regulators. Regulates incoming water pressure to 50-55 psi. This lead-free brass conforms to CA & VT lead laws for drinking water fixtures.

20057 Water regulator, Lead-free, Brass, Bulk #A01-1120VP 12

20077 Water regulator, Lead-free high flow, Carded #A01-1122VP 12

WATER REGULATOR & GAUGE COMBO LEAD-FREE

Water regulator protects your RV plumbing system against high pressure. Gauge allows you to know the hook-up water pressure. Lead-free brass meets CA & VT laws on lead content for drinking water fixtures.



20056 Water Regulator & Gauge Combo Lead-free, Carded #A01-1124VP 6



VALTERRA FILL SPOUT AND WATER INLETS

Rigid, telescoping, heavy duty ABS construction for long lasting durability. O-ring seal for leakproof closure. 1 $\frac{3}{8}$ " or 1 $\frac{1}{4}$ " barb inlet.

Flush Mount Telescoping Water Fill:

21516 Ivory, Bulk #R920 1

27302 White, Bulk #R920TW 1

Top opening surface-mount fill spout with barbed connection. 1 $\frac{3}{8}$ " x 1 $\frac{1}{4}$ " Barb Inlet.

Water Fill:

21515 Ivory, Bulk #RF911 1

28075 Ivory, Carded #RF911VP 6



SHURflo PRESSURE REGULATED CITY WATER ENTRY



WALL MOUNT PRESSURE REGULATOR

• Quick, permanent wall mount. • Continuous protection from high pressure surges. • Fits standard hose fittings. • Built in check valve.

This combination water regulator and check valve with exclusive Shurflo diaphragm design provides continuous protection from high pressure surges in the city water system. Pressure limited to 65 PSI. Leak tight construction. Quick, permanent wall mount installation on walls of any thickness.

Filler/Regulator, Wall Mount, with 65 PSI:

28437 Chrome #183-029-14 24

28474 Cream #183-029-11 24

20121 White #183-029-18 24



JR PRODUCTS CITY WATER DISH




This original manufacturer's city water fill will replace any dish type water fill with a 3-1/2" opening. Brass check valve has a 1/2" M.P.T. fitting. Dish is constructed of durable plastic for a long life. Comes with a replacement rubber dust cover to keep dirt and debris from your fresh water supply. Packaged. Cut out dim. 3-1/2"; Outside dim. 4-1/2".

City Water Dish, Packaged:

45232 **NEW!** Black #321-B-36-A 1

78832 Colonial White #321-B-16-A 2

41284 Polar White #321-B-26-A 12



ZEBRA RV ACCESSORIES CITY WATER ENTRY 1/2" F.P.T.

• City water connection port with locking hinged lid cover that protects and keeps the fill clean. • Built-in check valve. • Female garden hose connection. • Durable ABS plastic. • 3-1/2" x 3-1/2" O.D. • Packaged.

20161 Polar White #RC146P 12



20187, Packaged

ZEBRA RV ACCESSORIES FLUSH MOUNT GRAVITY FILLER SPOUT

• Durable ABS plastic water fill spout includes locking snap-lid cover which protects and keeps fill clean. • Flush mount tank water gravity feed has a built-in vent port. • For either 1-1/4" or 1-3/8" tubing. • Packaged.

3-1/2" x 3-1/2" O.D. Polar White:

20187 1-1/4" #RT144P 12

20190 1-3/8" #RT145P 12

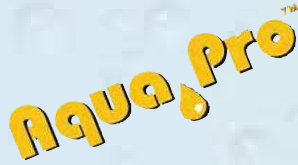
LASALLE BRISTOL GRAVITY FILLER

Recessed gravity water inlet with 1 $\frac{3}{8}$ " O.D. and $\frac{3}{8}$ " I.D. barb connection and $\frac{3}{8}$ " barb vent connection. White.



21044 Gravity Fill #74BPC73C 1

In Section L: Fresh Water Line | Filters | Winterizing | Pumps | Faucet & Shower | Sink & Drain | Holding Tanks | Drain Valves & Fittings | Drain Hose | Chemicals & Toilets



AQUA PRO WATER FILLS & CHECK VALVES

AQUA PRO CITY WATER FILLS

Recessed and surface mount models to fit all applications. Direct replacement for Marshall Brass and JR Products models. All Aqua Pro models are made of non-toxic materials, have "poppet" style check valves, 1/2" pipe thread and are certified to IAPMO and NSF standards.



RECESSED MODELS

Recessed models are 4.5" outside dia. and require a 3.5" dia. cutout. Available in metal or plastic. Metal is powder coated for a long lasting finish. Plastic is UV stabilized for durability.

Metal Recessed Mounting Flange w/1/2" FPT:

- 27870** ^{LS} Colonial White, Bulk #27870 1
- 27882** Colonial White, CD/1 #27882 1
- 27886** Polar White, CD/1 #27886 1

Plastic Recessed Mounting Flange w/1/2" MPT:

- 27889** ^{LS} Colonial White, Bulk #27889 1
- 27890** Colonial White, CD/1 #27890 1
- 27888** Polar White, CD/1 #27888 1

MODELS WITHOUT MOUNTING FLANGE

No Mounting Flange w/1/2" FPT:

- 27868** ^{LS} Bulk #27868 1
- 27880** CD/1 #27880 1

SURFACE MOUNT MODELS

Surface mount models are available in metal, plastic and aluminum. Metal is powder coated for a long lasting finish. Plastic is UV stabilized for durability. Aluminum has a "brushed" finish. Surface mount models are 3" outside dia., and require a 1-1/4" dia. cutout.

Aluminum Surface Mounting Flange w/1/2" FPT:

- 27869** Bulk #27869 1
- 27884** CD/1 #27884 1

Metal Surface Mounting Flange w/1/2" MPT:

- 27883** Polar White, Bulk #27883 1
- 27881** Polar White, CD/1 #27881 1

Plastic Surface Mounting Flange w/1/2" MPT:

- 27892** Colonial White, CD/1 #27892 1
- 27895** Polar White, Bulk #27895 1
- 27893** Polar White, CD/1 #27893 1



AQUA PRO CHECK VALVES

Direct replacement for Marshall Brass and for Hydronamic Products. Aqua Pro models are made of non-toxic, food-grade materials, have 1/2" pipe thread, and are certified to IAPMO and NSF standards.

Aqua Pro Check Valve:

- 27915** 1/2" MPT x 1/2" MPT, Bulk #27915 1
- 27916** 1/2" MPT x 1/2" MPT, CD/1 #27916 1
- 27871** 1/2" MPT x 1/2" FPT, Bulk #27871 1
- 27879** 1/2" MPT x 1/2" FPT, CD/1 #27879 1

JR PRODUCTS CITY WATER FLANGE

Original equipment city water flange is built to last. Made of durable plastic with a brass check valve and mounts easily with three screws. Also includes a rubber dust cover to keep dirt and debris out of your fresh water. Cut out dim. 1-1/2"; Outside dim. 4-1/2".

City Water Flange:

- 45136** Black #160-85-A-36-A 1
- 41285** Colonial White #160-85-A-16-A 12
- 41286** Polar White #160-85-A-26-A 20



JR PRODUCTS LOCKABLE GRAVITY WATER HATCH

1/2" O.D. air vent. Will accept small padlock; has a snap lock. Low profile design is U.V. stabilized, fade resistant and impact resistant. Easy installation. Dimensions: cutout 3 1/2" dia., outside 4 1/2" dia.

Lockable Gravity Water Hatch:

- 25420** Colonial White #370-A-1-A 1
- 25421** Polar White #370-A-2-A 12



ZEBRA RV ACCESSORIES 1 3/8" GRAVITY FILL SPOUT WITH FLANGE

- 4-1/4" x 4-1/4" Remodel plate covers old water fill cavity.
- Fits 1-3/8" tubing.
- Built-in vent port.
- Locking hinged cover protects and keeps fill clean.
- Packaged.

- 20179** Gravity Fill Spout, Polar White #RM433P 12



JR PRODUCTS CITY WATER FLANGE

WITH PLASTIC CHECK VALVE & STEEL FLANGE

Comes with a die cast steel flange for secure mounting. Combined with a chrome plated finish and stainless steel mounting screws for a great look and durability. Replaces most steel flanged units. The 1/2" male pipe thread is a standard in the RV industry.



27822 City Water Flange w/ Check Valve, Packaged #9690-200-023 18

WITHOUT PLASTIC CHECK VALVE

Water flange assembly. RV end is a 1/2" - NPT tapered male thread. The water input is a standard 3/4" - 11-1/2 NH garden hose thread. The body is ABS plastic with a zinc flange and rubber washer. With attached plastic dust cover.

22222 City Water Flange w/o Check Valve #9691-300-023 18

JR PRODUCTS CITY WATER DISH



With plastic check valve. 4.5" outside dia., 3.5" cut-out dia.

27472 City Water Dish #321-B-2P-A 12

With 1/2" O.D. air vent. 4.5" outside dia., 3.5" dia. cut-out.

Gravity Water Dish:

41283 Colonial White #321-A-13-A 12

78833 Polar White #321-A-23-A 2



REPLACEMENT KEYS FOR B&B OR JR PRODUCTS LOCKING HATCH

Replacement Keys, Pk/2:

44846 Square Head #DECO-A 12

49399 Round Head #751-A 12

WATER FILLS & ACCESSORIES



27473



27469
Plastic

20245
Brass

JR PRODUCTS

LOCKING CITY WATER HATCH W/KEY LOCK

Features a plastic check valve and key lock. Outside dimensions: 6" W x 6.5" H; cut-out: 4-1/4" W x 4-3/4" H.

27473 City Water Hatch with Key Lock, Polar White #BGE12-P-A 12

CITY/GRAVITY WATER DISH WITHOUT DOOR

Features replaceable plastic check valve. Easy installation. 1/2" O.D. air vent. Outside dim.: 7-9/16" W x 5-5/16" H; cut-out 6" W x 3-3/4" H.

Water Hatch, Polar White:

27469 With plastic city water fill check valve #497-AB-2P-A 12

20245 With brass city water fill check valve #497-AD-26-A 24



JR PRODUCTS UNIV. ONE-PIECE GRAVITY WATER FILL CAP

One-piece universal cap and strap is designed to fit most gravity water fills, threaded or bayonet style with an inside diameter of 1-1/4". Polar white flexible rubber strap resists fading and breakage. Easy to install: slips over the neck of your water fill. No more hard brittle plastic straps or caps to lose or crack.

28305 Gravity Fill Cap #615-PW-A 1



JR PRODUCTS GRAVITY WATER HATCH

Protects water system against vandalism, dust and grime. Key-locking door with RVIA-approved warning tag. IAPMO and CSA approved. Fits 1 1/4" and 1 3/8" hose. Hatch dimensions: 5" W x 6 1/4" H. Cut-out dimensions: 3 1/8" W x 4 3/8" H. Packaged.

27810

21678,
25674

Gravity Water Hatch:

27305 Polar White #A6112-A 1

Replacement Cap & Fill Spout:

21678 Colonial White #222/224CW-A 1

25674 Polar White #222/224PW-A 1

Replacement Cap & Strap only:

27788 Colonial White #222CW-A 1

27789 Polar White #222PW-A 1

Replacement Strap only:

27810 For 222/224PW #STRAP 1



21678,
25674

JR PRODUCTS LOCKING WATER CENTER

Will accommodate gravity or city water hookups. City fill has a 1-piece check valve 1/2" MPT. Easy installation, low profile and will fit in any wall. 6.5" x 7-5/8" outside dimensions; 4 3/4" H x 5 7/8" W cut-out dimensions.

Locking Water Center w/ Plastic Check Valve:

27470 Polar White #K7112-P-A 1

Replacement Cap & Fill Spout:

21678 Colonial White #222/224CW-A 1

25674 Polar White #222/224PW-A 1

Replacement Cap & Strap only:

27788 Colonial White #222CW-A 1

27789 Polar White #222PW-A 1

WATER FILLS & ACCESSORIES

PLUMBING

In Section L:	Fresh Water Line	Filters	Winterizing	Pumps	Faucet & Shower	Sink & Drain	Holding Tanks	Drain Valves & Fittings	Drain Hose	Chemicals & Toilets
---------------	------------------	---------	-------------	-------	-----------------	--------------	---------------	-------------------------	------------	---------------------



GRAVITY WATER HATCH

Low profile. UV stabilized; fade and impact resistant. Paintable. Dimensional stability. Key lock. Easy installation. 1/2" O.D. air vent. Resistant to road salts and acids. Outside dimensions 6" W x 6.5" H, with a 4.25" W x 4.75" H cut-out size.

Gravity Water Hatch:

27359 Polar White #JFE12-A 12

Replacement Cap & Fill Spout:

21678 Colonial White #222/224CW-A 1

25674 Polar White #222/224PW-A 1

Replacement Cap & Strap only:

27788 Colonial White #222CW-A 1

27789 Polar White #222PW-A 1



JR PRODUCTS HATCH KEY LOCKS

• Original replacement. • 751 keyed. • Packaged.

43026 5/8" Cam #00E00 1

43018 1-1/8" Cam #00100 1

See the table on page 191 for more information on the Hatch Key Locks from JR Products



*1-1/8" cam (term used for length of blade)

RV DESIGNER HATCH LOCK

Used on water, electric, gas hatches etc.

Clamshell packaging; 3" W x 5" H x 1" D, C:

44842 1-1/8" Hatch Lock with 1-1/8" cam*, 5/8" barrel #L100 1

44843 Hatch Lock with 5/8" cam, 5/8" barrel #L110 1

44844 Replacement Key, Code 751, Pk/2 #L200 1



JR PRODUCTS CITY WATER FLANGE

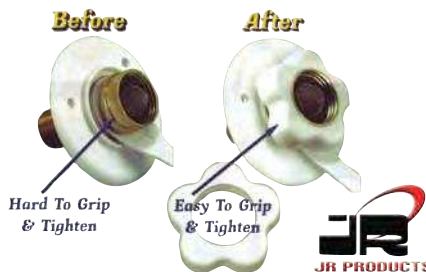
With plastic check valve. 3" outside dia.; 1.5" cut-out dia.

27471 City Water Flange, Polar White #160-85-A-2P-A 12

PLASTIC CHECK VALVE

Replacement check valve for all new hatches. This check valve is easily replaced by removing a clip located on the back of the hatch or dish. Superior design with a spring and ball system for longer life and is complete with a new hose connector with four raised thumb grips for easier connections. Fitting is 1/2" MPT.

28454 Plastic Check Valve, Polar White #2P-A 1



JR PRODUCTS CONNECT-IT-TIGHT

The Connect-It-Tight makes tightening your city water line quick and easy. Finally an end to leaking water connections. With its large grip points and a hardened rubber compound, Connect-It-Tight will help you get a tight connection to your water hose. You can also use it on any standard female collar water hose connection.

28458 Polar White, Pk/1 #616-05-E-PW-A 1

CP PRODUCTS TANK PROBE


Use this sensor with your tank monitor panel. The probe works with fresh or waste water tanks, and is easy to install—just drill a hole in the tank, insert the probe and screw closed for a water tight seal.

21886 Tank Probe Well Nut #MP5 120



FLEX-LINE

IAPMO approved. Easy to bend and cut.



25 ft. L Flex-Line:

27608 1 1/4" I.D. #F-1125 4

27607 1 3/8" I.D. #F-1135 4

POLYETHYLENE SPIN-WELD FITTINGS

Water tank fitting, female pipe thread.



24743 1/2" Fitting #OS-03 1

24744 1-1/4" Fitting #OS-19 1

24745 1-1/2" Fitting #S-4-B 1

24747 3" Fitting #S-6AB 1

LASALLE BRISTOL WATER TANK FITTING

1-1/4" barb x 1-1/4" MPT.



24760 Elbow Adapter #74BPC80 1



POLYETHYLENE FLEX TANK FITTINGS

To connect fittings, just drill a hole in the tank, insert the fitting (compression end, while loosely threaded) into the hole. Twist the outside end. The compression piece inside expands during twisting, sealing the fitting tight.

21033 1/2" FPT Flex Fitting (Drill 1-1/8" Hole) #PS2 1

21034 1-1/4" Barb Fitting (Drill 2" Hole) #PS10 1



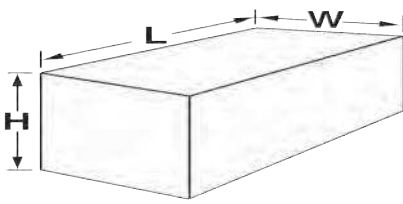
VALTERRA BARB FITTINGS

These fittings can be used with the 21033 fitting.

21070 Barb Fitting, 1/2" MPT x 1/2" Barb Elbow #RF846 25

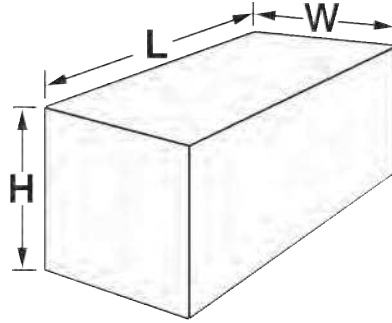
21078 Union Fitting, 1/2" MPT x 1/2" Barb Straight #RF841 25

In Section L: Fresh Water Line Filters Winterizing Pumps Faucet & Shower Sink & Drain Holding Tanks Drain Valves & Fittings Drain Hose Chemicals & Toilets



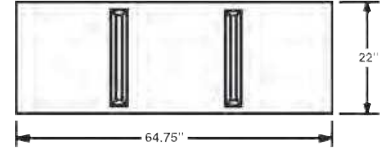
POLYETHYLENE WATER TANKS WITHOUT FITTINGS (Regular Shape)

Use polyethylene flex tank fittings (not included)




IRREGULAR SHAPE POLYETHYLENE WATER TANKS (Fittings Not Included)

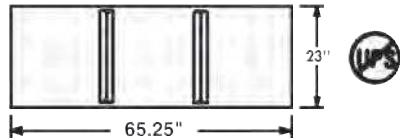
Use polyethylene flex tank fittings (not included).




51 GALLON POLY TANK, NO FITTINGS



22443 51 Gal. Tank #W0030 1



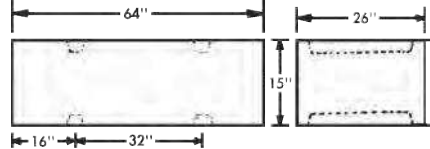
73 GALLON POLY TANK, NO FITTINGS



22470 73 Gal. Tank #W0531 1



98 GALLON POLY TANK, NO FITTINGS



23729 98 Gal. Tank #W1078 1

Order #	Mfr. #	U.S. Gallons	L (inches)	W (inches)	H (inches)	Price
21965	W0524-605	11	17	16	10	
22457	46	14.5	22	13	12.75	
22460	24	18.5	32.5	12	12	
23247	8	20	33.25	17.25	8.75	
22465	1029	20.5	24	18	11.75	
22481	84/622	26	31	21	10	
22454	64-607	28.5	34	17.25	12	
22485	587	28.5	51.5	18	7.75	
22476	1085	37.5	58	16	10	
22462	199	39	54	20.5	9	
22459	193	41.5	70.75	14.5	10	
22469	W1177	50	38	22.25	14.25	
22471	533	54	51	20	13	
22472	116	63	46.5	16	20.75	



PETERSEN PLASTIC DRAIN COCKS

Durable plastic with UV stabilizer. Replaces most standard fresh water drain cocks. Available with Barb and MPT fittings in 3/8" and 1/2". Bulk.

Models with Flange, Artic White:

25745 3/8" MPT #18-957AW 5

25746 1/2" Barb #18-958AW 25

25747 3/8" Barb #18-959AW 25

Models with Flange, Colonial White:

21129 3/8" Barb #18-959CW 25

21130 1/2" Barb #18-958CW 25

21131 3/8" MPT #18-957CW 5

Models without Flange, Artic White:

25748 3/8" MPT #18-964AW 5

25749 1/2" MPT #18-966AW 5

Models without Flange, Colonial White:

21132 3/8" MPT #18-964CW 5

21133 1/2" MPT #18-966CW 5

BRI-RUS
SPECIALTY RECREATION

BRI-RUS SELF-SEALING WATER TANK FITTING

- 1/2 inch barb. • Self-sealing fitting.
- Fits in a 7/8 inch hole. • Made in the USA.

Directions for Installation: • Drill a 7/8" hole at desired location. • Back the nut off to the end of threads. • Insert fitting into hole at a 45° angle, snap into place. • Pull down on fitting and slowly turn clockwise until snug and O ring is seated.

68655 Water Tank Fitting #TF-1 1

JR PRODUCTS DUAL BARBED DRAIN COCK



Durable plastic valve is designed for multiple uses and built to last. The dual size barbed fittings make choosing the right size a snap and the 2" mounting flange helps provide a good seal. The valve will replace most OEM fresh water tank drain valves as well as those mounted on the exterior walls of the RV or boat.

28544 3/8" - 1/2" Dual Barbed Drain Cock, Packaged #03182 1

LIFESAFE

LIFESAFE SUPER SEAL TAPE

Emergency repairs, stops leaks, forms solid rubber wrap. Strips clean, leaves no messy adhesive or residue. Holds 100psi at 220°F. Works wet or dry, greasy or dirty. Shrinks about 3% to form an airtight, waterproof seal. Use for outdoor plumbing, automotive hoses, broken water lines, electrical cables, garden hose repair, boat and RV repair, wire bundles, extension cord connectors, sports equipment, tool grips, power tools and rope ends.



47900 Super Seal Tape, 1" x 16 ft. #RE3845ES 12



Full one-year warranty.

“ROCKET” EXTRUDED ABS WATER TANKS

The only solvent-weldable water tank; add fittings anywhere. Lightweight, completely algae-free black ABS plastic. Tasteless, odorless and non-toxic. Will never rust or corrode. Made of high-grade plastic polymers. One-piece extruded construction eliminates the possibility of leakage. Baffled every 18 inches for surge control. Easily installed, universal design. Supplied with 3/8" threaded, fitting inserts; three on each end. Choice of fill fittings: elbow, straight or threaded with cap. For non pressure applications.

Rocket Water Tank, 8" x 16" x (L):

21550 12"L 6 Gallon #R8012 1

20334 18"L 9 Gallon #R8018 1

20331 24"L 12 Gallon #R8024 1

20332 30"L 15 Gallon #R8030 1

21330 60"L 30 Gallon #R8060 1

ROCKET ABS TANK FILL KITS

Each kit includes: 1 1/4" fill fitting; 1/4" pint solvent cement; two 3/8" drain/vent adapters; two 3/8" 90° barbed ells; and 3/8" plug.

20264 LS Straight Fill Kit, 1 1/4" Barb #RK908 1

20265 LS Threaded Fill Kit with Cap, 1 1/2" MPT #RK909 1



ABSTANK FILL FITTINGS & ADAPTERS

21066 90° Male Adapter, 3/8" MPT x 3/8" Barb #RF835 25

20268 1 1/4" Barbed Elbow #RF907 5

20270 1 1/4" Barbed Straight Adapter #RF908 1

20272 3/8" FPT Drain Nut #RF922 1



1 1/2" FLUSH SLIP FITTING

21731 1-1/2" Slip Fitting #146 100

SEA TECH QUICK CONNECT FITTINGS

Sea Tech, Inc. was established in 1995 and provides reliable, high-quality, cost-effective solutions for water connection needs. Sea Tech's Quick Connect Water System offers a wide range of standard 1/2" Nominal (5/8" O.D.) fittings and tubing, plus 3/8" Nominal (1/2" O.D.) and 3/4" Nominal (7/8" O.D.) adapters. Fittings have 2 patent pendings on the collet and O-ring guide designs.



The Sea Tech Water System is designed for use with water. Tubing should be supported at minimum of 36" to prevent excessive load to the connectors. Do not install tubing supports closer than 3" from the connector ends. New installations should be thoroughly tested prior to use. Do not use with explosive gases, petroleum products, or other fuels.

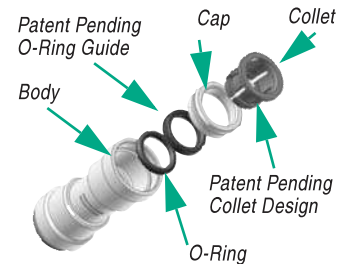
CONNECT TO MULTIPLE MATERIALS!

The Sea Tech System incorporates Stainless Steel Gripping Teeth in its Collet. These corrosion-resistant teeth allow the connectors to interconnect with multiple materials without the need for special tools. • Copper. • CPVC. • PEX, LDPE, MDPE, & HDPE tubings.



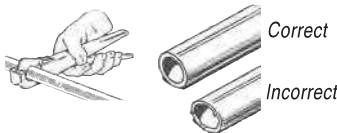
THE O-RING GUIDE IS THE KEY!

Sea Tech connectors incorporate an exclusive O-ring Guide for improved reliability. This unique feature insures zero-leak connects by: • Protecting the O-ring from damage during assembly. • Increasing the connector's side load capacity. • Correctly aligning the tubing with the O-ring every time.



MAKING A CONNECTION


Cut the tubing to length using the Sea Tech tubing cutter or similar. Slight pressure as if to twist the cutter around the tubing will aid cutting.



1 Cut the tubing square using a proper tube cutter. It is essential that the outside diameter of the tubing be free of scratches and damage. The outer surface of the tube needs to be smooth and clean.



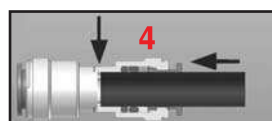
2 Mark the insertion depth on the tubing end. Sea Tech connectors have an insertion depth line molded onto the outside of the connector bodies.



3 Push the tubing into the connector until the insertion mark on the tubing meets the edge of the connector collet.



4 Make certain to push the tubing completely into the connector until it comes into contact with the internal tubing stop.



5 To disconnect ensure the system is depressurized before removing connectors. Push the collet in squarely against the face of the fitting. With the collet held in this position, tubing can be removed. The connectors can then be re-used.

ROTATES UNDER PRESSURE!

After a joint is made the tubing can still swivel while connected, even under maximum pressure. The connector's ability to rotate under pressure makes it the ideal connector for vibrating and dynamic applications.

HIGHEST FLOW!

Because Sea Tech connectors join the tubing on the outside, there is no barb fitting on the inside, so flow capacity is increased by more than 30%. Only Sea Tech connectors offer complete flow, allowing for a more efficient water system.

SeaTech fittings are certified and tested to: • NSF-14; • NSF-641; • CSA B137.5; • ASTM F877. RVIA Approved.



RECTORSEAL CEMENT

ABS CEMENT:

For connecting ABS plastic pipe and fittings. Bonds ABS pipe and/or fittings only. Approved for potable water. Dauber-top cans. Black. **ALL PURPOSE CEMENT:** For cementing PVC and/or CPVC to ABS. Dauber-top 4-oz. can. **PVC CEMENT:** For PVC Types I and II potable water, DWV and SW pipe, fittings up to Schedule 40 and up to 6" diameter. Dauber-top can.



- 20277** ABS Cement, 4-oz. #55938 24
20269 ABS Cement, 8-oz. #55940 24
20802 ABS Cement, Pint #55942 12
23363 ABS Cement, Quart #55944 1
21353 All Purpose Cement, 4-oz. #55969 24
23351 PVC Cement, 4-oz. #55901 24

SEATECH QUICK CONNECT FITTINGS & ACCESSORIES




CTS = Copper Tube Size

PEX TUBING


PEX Tubing is NSF listed and FDA recognized.



- PEX Tubing, 100' Roll, White:
25927 3/8" I.D. #6162 1
25928 1/2" I.D. #6163 1
 PEX Tubing, 20' Roll, White:
25931 3/8" I.D. #16158 (EA) 10
25932 1/2" I.D. #16159-500 (EA) 25



Pipe Clips lock together for a clean installation.



27877 Tubing Cutter

SEA TECH ACCESSORIES

- 27858** Pipe Clip 1/2" I.D. (5/8" O.D.) #012370-1557 100
28261 ^{LS} Pipe Clip 3/4" I.D. (7/8" O.D.) #012370-2257 50
27877 Tubing Cutter #1158-1522 20

SEA TECH QUICK CONNECT FITTINGS

Please note during 2011 some SeaTech items will change their packaging.

Sea Tech connectors utilize a swivel nut with NPS straight threads and a cone seal. This allows the installer to thread onto NPT, NPS, BSP, and most 1/2" male threads without tools or thread sealant. Simply thread on, hand tight, for a zero-leak seal.



Cone Seal

3/8" size fittings can be developed by simply snapping a Reducing Stem into any 1/2" fitting.



CREATE MINI-MANIFOLDS!

With the Sea Tech Water System small lengths of tubing can be eliminated by using stackable connector configurations. Simply snap together Tees and/or Elbows to create a mini-manifold of fittings. Because all connectors rotate, the direction of the tubing can be orientated by a simple twist, reducing the amount of tubing required to plumb a water system.

STACKABLE ELBOW

- 28233** 3/8" CTS, Bulk #013518-08 80
27851 1/2" CTS, Bulk #013518-10 80

DROP EAR ELBOW

- 28235** 1/2" CTS x 1/2" NPT, Bulk #013521-1008 40

MALE ELBOW

- 27846** 1/2" CTS (B-Tube Size) x 1/2" NPT (A-Thread), Bulk #013519-1008 20

CTS = Copper Tube Size



FEMALE SWIVEL ELBOW

- 28242** 3/8" CTS (B-Tube Size) x 1/2" NPS (A-Thread), Bulk #013520-0808 80
27845 1/2" CTS (B-Tube Size) x 1/2" NPS (A-Thread), Bulk #013520-1008 50



UNION ELBOW

- 28231** 3/8" CTS, Bulk #013517-08 80
27843 1/2" CTS, Bulk #013517-10 60
28232 3/4" CTS, Bulk #013517-14 25



MALE CONNECTOR

- 28247** 3/8" CTS (B-Tube Size) x 1/2" NPT (A-Thread), Bulk #013501-0808 80
27848 1/2" CTS (B-Tube Size) x 1/2" NPT (A-Thread), Bulk #013501-1008 80
28248 1/2" CTS (B-Tube Size) x 3/4" NPT (A-Thread), Bulk #013501-1012 50
28249 1/2" CTS (B-Tube Size) x 3/4" MGHT (A-Thread), Bulk #013501-1014 50



END STOP

- 28255** 3/8" CTS, Bulk #013545-08 100
27850 1/2" CTS, Bulk #013545-10 80



STACKABLE HOSE BARB UNION

- 28253** 1/2" CTS x 1/2" Hose Barb, Bulk #013511-1008 200



UNION CONNECTOR

- Union Connector, CTS Tube Size:
28236 3/8", Bulk #013515-08 80
27844 1/2", Bulk #013515-10 20
28237 3/4", Bulk #013515-14 40



In Section L:	Fresh Water Line	Filters	Winterizing	Pumps	Faucet & Shower	Sink & Drain	Holding Tanks	Drain Valves & Fittings	Drain Hose	Chemicals & Toilets
---------------	------------------	---------	-------------	-------	-----------------	--------------	---------------	-------------------------	------------	---------------------

SEA TECH QUICK CONNECT FITTINGS

Please note during 2011 some SeaTech items will change their packaging.

CTS = Copper Tube Size



REDUCING UNION



- 27872** 1/2" CTS Tube Size x 1/4" O.D. Tube Size, Bulk #013516-1004 70
- 27873** 1/2" CTS Tube Size x 3/8" CTS Tube Size, Bulk #013516-1008 70

UNION CHECK VALVE

- 28258** 1/2" CTS, Bulk #013540-10 50



HOSE BARB FITTING

Hose Barb Fitting, 1/2" Barb x 1/2" CTS Tube:

- 28004** Bulk #013513-1008 80



UNION PUMP FITTING

- 28251** 1/2" CTS, Bulk #013575-10 75



STACKABLE HOSE BARB ELBOW

- 28254** 1/2" CTS x 1/2" Hose Barb, Bulk #013512-1008 200



ELBOW PUMP FITTING

- 28252** 1/2" CTS, Bulk #013576-10 50



STACKABLE TEE

Stackable Tee, CTS Tube Size:

- 27842** 1/2", Bulk #013533-10 50
- 28028** 1/2", CD/1 #003533-10AQUA 16




FEMALE SWIVEL CONNECTOR



- 28239** 3/8" CTS (B-Tube Size) x 1/2" NPS (A-Thread), Bulk #013510-0808 70
- 27847** 1/2" CTS (B-Tube Size) x 1/2" NPS (A-Thread), Bulk #013510-1008 70
- 27852** 1/2" CTS (B-Tube Size) x 3/4" NPS (A-Thread), Bulk #013510-1012 50

REDUCING STEM CONNECTOR

POLYSULFONE (SHOWN)



35 Series products are manufactured in Polysulfone and certified to NSF-61, NSF-14, CSA B137.5, ASTM F877, IGC 188-04c and recognized by the Uniform Plumbing Code.

Rated 180°F @ 100psi / 75°F @ 250psi

- 28245** 1/2" CTS Stem Size x 3/8" CTS Tube Size, Bulk #013514-1008 60
- 28039** 1/2" CTS Stem Size x 3/8" CTS Tube Size, CD/1 #003514-1008AQUA 24

ACETAL (NOT PICTURED)

24 Series fittings are manufactured from acetal for general plumbing use. These fittings interconnect with Sea Tech's 35 Series connections.

Rated 140°F @ 100psi / 75°F @ 250psi

- 27874** 1/2" CTS Stem Size x 3/8" CTS Tube Size, Bulk #012414-1008 100
- 27875** 1/2" CTS Stem Size x 1/4" CTS Tube Size, Bulk #012414-1004 100
- 28040** 1/2" CTS Stem Size x 1/4" CTS Tube Size, CD/1 #002414-1004AQUA 24

REDUCING TEE

- 28229** 1/2" CTS x 1/4" O.D., Bulk #013524-1004 50



MALE THREAD TEE

- 28228** 1/2" CTS x 1/2" NPT, Bulk #013530-1008 50



UNION TEE

Union Tee, CTS Tube Size:

- 28224** 3/8", Bulk #013523-08 50
- 27841** 1/2", Bulk #013523-10 50



3-WAY BY-PASS VALVE

3-Way By-Pass Valve, 1/2" CTS Tube Size:

- 28257** Bulk #013541-10 20



3-WAY SELECTOR VALVE

3-Way Selector Valve, 1/2" CTS Tube Size:

- 27907** Bulk #013538-10 20



STOP VALVE

1/2" CTS Tube Size.

- 27849** Bulk #013539-10 35



STACKABLE 2-WAY VALVE

- 20414** **NEW!** Stackable 2-Way Valve, 1/2" CTS Tube Size, Bag/1 #013543-10 1



COLLET CLIP

- 28262** Collet Clip 3/8" Bulk #013547-08 500
- 28263** Collet Clip 1/2" Bulk #013547-10 500
- 28264** Collet Clip 3/4" Bulk #013547-14 500



ELBOW CLIP

1/2" CTS Tube Size.

- 27853** Bulk #2349-15 40



FLAIR-IT FITTINGS

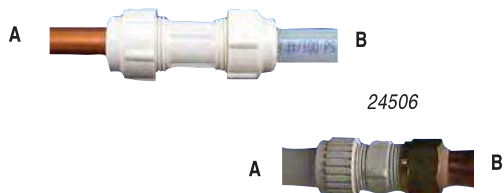
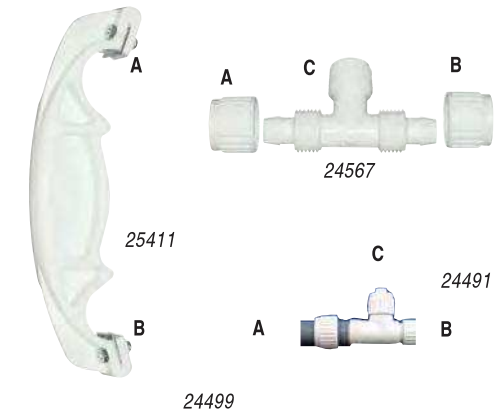



FLARED - CONE & NUT FITTINGS

APPLICATIONS FOR HOT & COLD POTABLE WATER FITTINGS

For hot and cold potable water fittings (150 degrees at 100 psi). Squarely cut end of tubing, slide nut over tubing. Firmly press tubing onto the flare of the fitting. Slide the nut to the threads and hand tighten securely onto the fitting. Turn 1/4 more turn with a wrench if necessary. Do not use any

pipe dopes, sealants, teflon tape or other chemical on Flair-It connections. However, teflon tape should be used on male pipe threads when connecting to female threads. When connecting to brass, galvanized steel or CPVC, use a male Flair-It fitting instead of a female fitting. When connecting Flair-It fittings to a water heater in a mobile home, we recommend using a 1/2" flex copper connector off of the water heater. From a flex connector to polybutylene, use a Flair-It male adapter. Do not use in a closed loop system. Joints should not be made under concrete. Nuts are included.

Order #	Mfr. #	Dim. A	Dim. B	Dim. C	Price
FLAIR-IT FEMALE ELBOW FITTINGS					
24594	#6802	1/2" FPT	1/2" FL		
FLAIR-IT ELBOW FITTINGS					
24593	#6815	3/8" FL	3/8" FL		
24496	#6800	1/2" FL	1/2" FL		
24498	#6806	3/4" FL	3/4" FL		
FLAIR-IT MALE ELBOW FITTINGS					
24596	#6803	1/2" MPT Elbow	1/2" FL		
24598	#6810	3/8" MPT Elbow	1/2" FL		
FLAIR-IT DROP-EAR ELBOW					
24511	LS #6801	1/2" FL	1/2" FPT Drop Ear		Shower & tub connection.
FLAIR-IT SWIVEL ELBOW TERMINATION FITTINGS					
24504	#6807	3/4" P	3/4" FPT Swivel		Nuts are included. Faucet connections.
28313	#6816	1/2" P	1/2" FPT Swivel BSP		
24601	#6817	3/8" P	1/2" FPT Swivel BSP		
FLAIR-IT FEMALE SWIVEL TEE					
24602	#6821	1/2" FL	1/2" FL	1/2" FPT Swivel	
FLAIR-IT MALE TEE FITTINGS					
24567	#6822	1/2" FL	1/2" FL	1/2" MPT	
FLAIR-IT NUT WRENCH					
25411	#6390	3/8"	1/2"		
FLAIR-IT TEE FITTINGS					
24491	#6830	1/2" FL	1/2" FL	3/8" FL	
24492	#6820	1/2" FL	1/2" FL	1/2" FL	
24494	LS #6825	3/4" FL	1/2" FL	3/4" FL	
24495	LS #6827	3/4" FL	3/4" FL	3/4" FL	
24565	#6826	3/4" FL	3/4" FL	1/2" FL	
24566	#6831	3/8" FL	3/8" FL	3/8" FL	
FLAIR-IT COUPLING FITTINGS					
24499	#6853	3/8" FL	1/2" FL		
24500	#6840	1/2" FL	1/2" FL		
24501	#6845	1/2" FL	3/4" FL		
24502	#6846	3/4" FL	3/4" FL		
24569	#6855	3/8" FL	3/8" FL		
FLAIR-IT MALE PIPE ADAPTER FITTINGS					
24505	#6842	1/2" MPT	1/2" FL		
24506	#6872	3/4" MPT	3/4" FL		
24575	#6852	1/2" FL	3/8" MPT		
24577	#6867	1/2" FL	3/4" MGHT		
24579	#6870	3/8" FL	1/2" MPT		
FLAIR-IT COPPER TRANSITION					
25962	#6343	1/2"	1/2" Univ. Transition		Transition from copper to PB tubing.
24583	LS #6347	3/4"	3/4" Univ. Transition		



FLAIR-IT FITTINGS

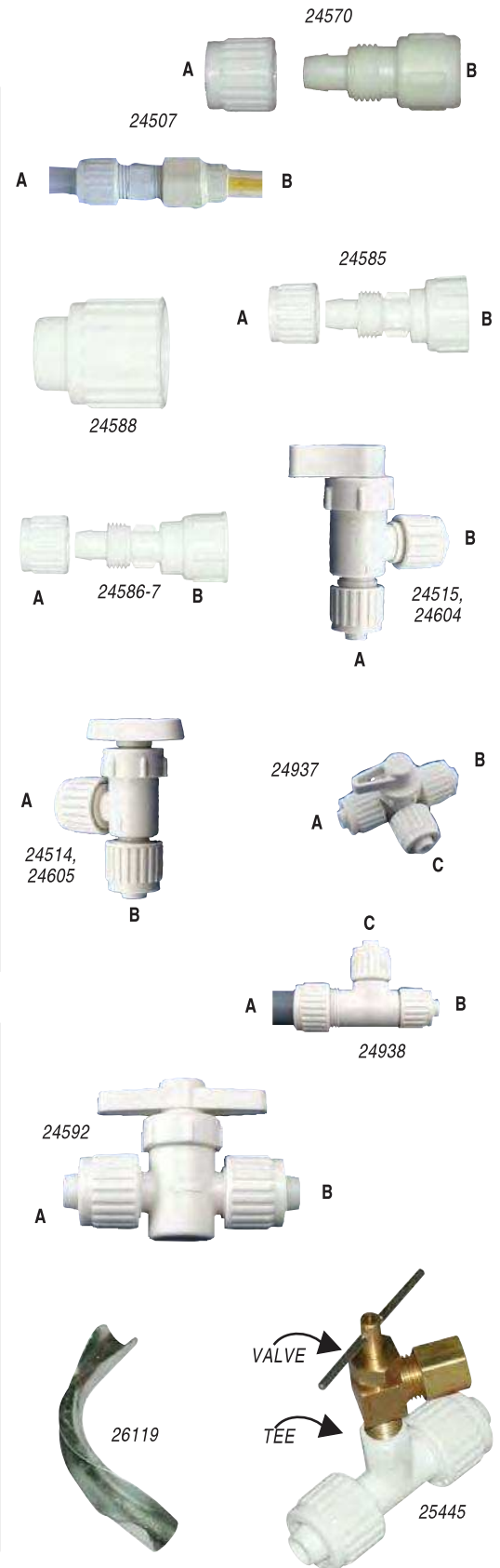
PLUMBING

L

In Section L:	Fresh Water Line	Filters	Winterizing	Pumps	Faucet & Shower	Sink & Drain	Holding Tanks	Drain Valves & Fittings	Drain Hose	Chemicals & Toilets
---------------	------------------	---------	-------------	-------	-----------------	--------------	---------------	-------------------------	------------	---------------------

FLAIR-IT FITTINGS, continued

Order #	Mfr. #	Dim. A	Dim. B	Dim. C	Price
FLAIR-IT FEMALE ADAPTERS					
24570	#6841	1/2" FL	1/2" FPT Adapter		
24571	#6847	3/4" FL	3/4" FPT Adapter		
24572	#6851	1/2" FL	3/8" FPT Adapter		
24574	LS #6871	1/2" FL	1/8" FPT (for refrigerator/ ice maker)		
FLAIR-IT SWIVEL STRAIGHT TERMINATION FITTINGS				Flair-It to faucet connection.	
24507	#6874	3/8" FL	1/2" FPT BSP Swivel		
24508	#6873	1/2" FL	1/2" FPT BSP Swivel		
24584	#6856	1/2" FL	3/4" FPT		
FLAIR-IT PLUG-CAP				Used for capping off a Flair-It fitting.	
24588	#6859	3/8" FPT Cap			
24516	#6860	1/2" FPT Cap			
24517	#6861	3/4" FPT Cap			
FLAIR-IT GARDEN HOSE ADAPTER					
24585	#6866	1/2" GHP	3/4" FGH Swivel		
FLAIR-IT BALLCOCK ADAPTER				Flair-It connection to water closet.	
24586	#6865	1/2" FL	3/4" BCT Swivel		
24587	#6869	3/8" FL	3/4" BCT Swivel		
FLAIR-IT DRAIN OR ANGLE STOP VALVE				Flair-It connections drain and angle valve.	
24515	#6884	1/2" FL	1/2" FL		
24604	#6882	3/8" FL	3/8" FL		
FLAIR-IT ANGLE STOP VALVE				A 90° valve with flare connections both ends.	
24514	#6885	1/2" FL	1/2" FL		
24605	#6883	3/8" FL	3/8" FL		
FLAIR-IT THREE-WAY BYPASS VALVES				24937 is an in-line 3-way valve; 24938 is a water heater 3-way valve.	
24937	#6910	1/2" FL	1/2" FL	1/2" FL	
24938	#6912	1/2" FL	1/2" MPT	1/2" FL	
FLAIR-IT STRAIGHT STOP VALVE				Flair-It connections in-line valve.	
24592	#6879	3/8" FL	3/8" FL		
24512	#6880	1/2" FL	1/2" FL		
FLAIR-IT ECONOMY 10-PACKS OF FITTINGS					
24942	#6435 (BAG 10)	1/2"	Saniprene Seals, 10/Bag		
FLAIR-IT TURNING BEND SUPPORT					
26119	#10500	1/2"	Turning Bend Support		
FLAIR-IT INLET TEE & BRASS VALVE ASSEMBLY				For refrigerator installation.	
Tee (1/2" P x 1/2" P x 1/8" FPT) is used to install refrigerators with polybutylene pipe. Connection to brass valve (1/4" x 1/8") ID NSF listed. To seal the connection between the valve and the tee, use teflon tape or liquid teflon. Do not use pipe dope or other materials not specifically recommended by the mfr. Threaded fitting must not be overly tightened. Every installation must be successfully leak-tested according to the industry's standards before use.					
25445	#5834	Inlet Tee/Brass Valve Assembly			



PEX TUBING



PEX Tubing, 100 ft. Roll, White:

25927 3/8" I.D. #6162 1

25928 1/2" I.D. #6163 1

PEX Tubing, 20 ft. Roll, White:

25931 3/8" I.D. #16158 (EA) 10

25932 1/2" I.D. #16159-500 (EA) 25



CLEAR VINYL TUBING

CLEAR VINYL TUBING

Flexible, non-toxic and resistant to corrosion, this clear flexible PVC tubing has a temperature grade of -25°-135°F. 1/16" wall. Boxed.

100 ft. Tubing:

21126 3/8" I.D. x 1/2" O.D. #W01-1400 2

21127 1/2" I.D. x 5/8" O.D. #W01-1600 6

REINFORCED CLEAR PVC TUBING

Tubing has an open mesh nylon braid to withstand higher pressures. 1/8" wall.

25939 1/2", 50 ft. #W01-1800 6

25940 LS US Only 5/8", 50 ft
#W01-1900 1

PTFE TAPE FOR WATER FITTINGS

PTFE thread sealing tape, designed for sealing water and/or steam lines. 1/2" x 260".



21027 PTFE Tape #A05-0260 1

PLASTIC PIPE PLUG

21100 3/8" Plug
#70TP4006 1

21101 1/2" Plug
#70TP4008 100



PLASTIC TUBE CLAMP

Plastic Tube Clamp:

22523 3/8" I.D.; #7652110 1

22524 1/2" I.D.; #64H3 1

22525 3/4" I.D.; #7652140 1



PLUMBER'S TAPE

Plumber's Tape, Coil:

21178 100 ft.

#76PS10 6



PLASTIC PIPE & TUBING CUTTER

Kwikcut cuts flexible pipe up to 1 1/4" I.D. and semi-rigid pipe and conduit up to 1" I.D. with surgical quality stainless steel blade.

21706 Pipe/Tube Cutter #740125A 1



QEST NUTS, RINGS & CONES

BULK INDIVIDUAL PARTS

Bulk Set (one each: nut, ring & cone per poly bag); sizes are I.D. x O.D.:

21392 1/4" x 3/8" #64QBFNCR1 1

21393 3/8" x 1/2" #64QBFNCR2 1

21394 1/2" x 3/4" #64QBFNCR3 1

20409 3/4" x 1" #64QBFNCR4 25

BAGS OF INDIVIDUAL PARTS

Cone only:

21325 LS Bag/1, 3/4" I.D. #64QC4 1

25710 Bag/100, 3/8" I.D. #64QC2 1

Ring only:

25717 Bag/100, 3/8" I.D. #64QR2 1

QEST FITTING ADAPTER

A x B



21391 3/4" M x 1/2" F #64QC43TF 1

20404 LS 1" M x 3/4" F #64QC54TF 1

QEST STREET ELBOWS

A x B



21380 1/2" M x 1/2" F #64QSE33TF 1

21381 3/4" M x 1/2" F #64QSE43TF 1

QEST DROP EAR ELBOWS

A x B



21379 3/4" M x 1/2" F #64QDE43TF 1

QEST ELBOWS

A x B



Without nuts, cones or rings; Bulk:

21373 1/2" x 1/2" #64QE33T 100

21374 1/2" x 3/8" #64QE32TX 25

21376 3/4" x 3/4" #64QE44T 10

21377 3/4" x 1/2" #64QE43T 1



QEST TEES - BULK

A x B x C

Without nuts, cones or rings; Bulk:

21367 1/2" x 1/2" x 1/2" #64QT333T 1

21371 LS 3/4" x 1/2" x 1/2" #64QT433T 1

21369 LS 3/4" x 3/4" x 1/2" #64QT443T 1

21368 3/4" x 3/4" x 3/4" #64QT444T 1

QEST MALE COUPLING

A x B



Without nuts, cones or rings; Bulk

21382 1/2" x 1/2" #64QC33TX 400

21383 1/2" x 3/8" #64QC32T 1

21385 3/4" x 3/4" #64QC44T 1

21386 3/4" x 1/2" #64QC43T 1

22140 1" x 3/4" #64QC54T 25

20408 1" x 1" #64QC55T 25

QEST CHECK VALVE

20395 1/2" M x 1/2" M #642500 1



QEST FEMALE COUPLING

Bulk.



Without nuts, cones or rings; sizes are A x B:

21389 1/2" F x 1/2" F #64QC33F 100

21390 3/4" F x 3/4" F #64QC44F 1

WATER LINE FITTINGS • CHECK VALVES

PLUMBING

In Section L:	Fresh Water Line	Filters	Winterizing	Pumps	Faucet & Shower	Sink & Drain	Holding Tanks	Drain Valves & Fittings	Drain Hose	Chemicals & Toilets
---------------	------------------	---------	-------------	-------	-----------------	--------------	---------------	-------------------------	------------	---------------------

QEST TEST CAP

- 21387** 1/2" F
#64RXPC3 1
- 21388** 3/4" F
#64RXPC4 1



QEST TEST PLUG

- 23535** 1/2" MPT
#79STP3 1
- 23536** 3/4" MPT
#79STP4 1



QEST STRAIGHT STOP VALVES



- 20401** 1/2" F x 1/2" M #64V401 1
- 20402** 1/2" M x 1/2" M #64V411 1

QEST ANGLE STOP VALVES



- 20398** 1/2" F x 1/2" M #64V301 10
- 20399** 1/2" M x 1/2" M #64V311 10

QEST GLOBE VALVE

- 22149** 3/4" M x 3/4" M
#64V3750 10



LASALLE BRISTOL BEVELED WASHERS

Beveled rubber washer with 3/8" hole, for standard center-set connection. Beveled rubber washer with 1/2" hole is for center-set connection and for toilet connection.



Beveled Washers, Bag of 100:

- 25720** LS 3/8" Hole #64WA39 10
- 25719** 1/2" Hole #64WA35 1



VALTERRA PIPE x BARB UNION FITTING



Pipe x Barb Union Fitting, MPT x Barb (B):

- 21075** 3/8" MPT x 1/2" B #RF840 25
- 21077** 1/2" MPT x 3/8" B #RF883 25
- 21078** 1/2" MPT x 1/2" B #RF841 25
- 21081** 1/4" MPT x 3/8" B #RF850 5



AQUA PRO CHECK VALVES

Direct replacement for Marshall Brass and for Hydronamic Products. Aqua Pro models are made of non-toxic, food-grade materials, have 1/2" pipe thread, and are certified to IAPMO and NSF standards.




Aqua Pro Check Valve, 1/2" MPT x 1/2" MPT:

- 27915** Bulk #27915 1
- 27916** CD/1 #27916 1

Aqua Pro Check Valve, 1/2" MPT x 1/2" FPT:

- 27871** Bulk #27871 1
- 27879** CD/1 #27879 1



MPT x Barb Tee

Barb x Barb Union

Barb x Barb x Barb Tee

VALTERRA BARB FITTINGS

For clear vinyl tubing.

Barb x Barb Elbow Fitting:

- 21060** 3/8" x 3/8" #RF854 25
- 21061** 1/2" x 1/2" #RF844 25

MPT x Barb Elbow Fitting:

- 21065** 1/4" MPT x 3/8" Barb Elbow #RF851 5
- 21066** 3/8" MPT x 3/8" Barb Elbow #RF835 25
- 21067** 3/8" MPT x 1/2" Barb Elbow #RF842 25
- 21068** LS US only 3/8" MPT x 5/8" Barb Elbow #RF877 5
- 21069** 1/2" MPT x 3/8" Barb Elbow #RF882 25
- 21070** 1/2" MPT x 1/2" Barb Elbow #RF846 25
- 21071** LS 1/2" MPT x 5/8" Barb Elbow #RF881 25

Barb x Barb x Barb Tee Fitting:

- 21086** 3/8" x 3/8" x 3/8" #RF852 25
- 21087** 1/2" x 1/2" x 1/2" #RF843 25

MPT x Barb Tee Fitting:

- 21092** 1/2" MPT x 1/2" Barb x 1/2" Barb Tee #RF849 25

Barb x Barb Union Fitting:

- 21119** 3/8" x 3/8" #RF855 25
- 21120** 1/2" x 1/2" #RF845 25
- 21123** 1/2" x 3/8" #RF885 25



VALTERRA ANTI-SIPHON VALVE

This removable plastic anti-siphon valve is a spring-loaded check valve that stops the back flow of water into the fresh water supply. You can simply screw it on and off when attaching the water line to the faucet.



- 25941** Plastic Anti Siphon Valve, Carded #A01-0141VP 30



ATTWOOD CHECK TEES

A combination check valve and tee eliminates additional connections normally required for RV and marine hook-ups. A normal system requires 11 pieces; a Check-Tee needs only a Tee plus two hose clamps. IAPMO approved.



1/2" NPT inlet for city water connection. Inlet and outlet are barbed to accommodate 3/8" hose, or barbs may be removed for a 1/4" NPT.

- 21724** Check Tee with Two Barbed Ports #6115-1 6

1/2" NPT for city water connection. Inlet is barbed to accommodate 3/8" hose, or barbs may be removed for 1/4" NPT. 1/2" NPSM outlet.

- 21725** Check Tee #6115A1 6

In Section L:	Fresh Water Line	Filters	Winterizing	Pumps	Faucet & Shower	Sink & Drain	Holding Tanks	Drain Valves & Fittings	Drain Hose	Chemicals & Toilets
---------------	------------------	---------	-------------	-------	-----------------	--------------	---------------	-------------------------	------------	---------------------



OP PRODUCTS WATER FRESH

Keeps water tasting fresh while stored in plastic or metal. Eliminates bad taste and odors that originate in fresh water holding tanks.

41753 Water Fresh, 8-oz. #03066 12



THETFORD FRESH WATER TANK SANITIZER KIT

- Kills 99% of harmful bacteria - Staph, E-coli, Listeria and other micro-organisms - within 60 seconds!
- Non-additive - sanitizes inside of tank and plumbing, not the water.
- Free of bleach and chlorine.
- Leaves no smell or taste.
- EPA Registered in all 50 States! First registered sanitizer for fresh water tanks and hoses.

28380 Fresh Water Tank Sanitizer Kit #36662 4



VALTERRA DRINKING WATER FRESHENER

This concentrated formula works fast to eliminate tastes and odors associated with anti-freeze, chlorine, plastic and metal tanks, or just about anything that leaves water stale or musty. Chlorine-free, non-toxic and environmentally-safe. No pre-cleaning or rinsing necessary. Use in refrigerators, trash cans and coolers to stop odors. 12-oz. bottle.



28011 Drinking Water Freshener #V88459 12



EVERPURE by SHURflo WATER TREATMENT SYSTEM

Get cleaner, clearer water anywhere on the road with Everpure by SHURflo's Water Treatment System. The recommended superchlorination/dechlorination method disinfects your RV's entire water distribution system and can protect you from waterborne bacteria, viruses, mold and algae. The exclusive Micro-Pure® filter considerably reduces the taste and odor of chlorine, dirt, rust, cysts and asbestos. Certified by NSF International. Includes a QL3-ADC filter with disposable "Quick-Change" Filter Cartridge, mounting bracket, liquid chlorine dispenser, chlorine test kit, anti-freeze diverter, all fittings (one each: 3/8" PVC threaded elbow, straight, and tube-to-tube connector fittings) and tubing for installation. Simplify winterizing procedures using the diverter in place of the cartridge. In springtime, flush your system with the diverter in place. Then, install a new water filter cartridge.

20613 Everpure Water Treatment System #EV925205 6

25294 Antifreeze Diverter #EV300817 1

EVERPURE by SHURflo ADC "QUICK-CHANGE" FULL-TIMER CARTRIDGE

Fits all Everpure Water Treatment Systems. Exclusive Micro-Pure® filter considerably reduces the taste and odor of chlorine, dirt, rust, cysts and asbestos for about one season. Replacement is as easy as changing a light bulb. Requires no tools. Performance certified by NSF International.



20614 ADC Bacteriostatic Cartridge #EV959206 6



SHURflo CITY WATER ENTRY IN-LINE FILTER

SHURflo uses only the highest quality KDF media and Coconut Shell Carbon to significantly reduce bacteria, chlorine, hydrogen sulfide, water-soluble heavy metals and microorganisms, providing you crisp, clean and safe drinking water. Connects directly to Garden Hose for Point of Entry Filtration.

28337 City Water Entry In-line Filter #RV-210GH-KDF-A 12



SUPER PREMIUM REPLACEMENT IN-LINE FILTER - (Universal Adaptation)

SHURflo uses only the highest quality KDF media and Coconut Shell Carbon to significantly reduce bacteria, chlorine, hydrogen sulfide, water-soluble heavy metals and microorganisms, providing you crisp, clean and safe drinking water. Replaces all SHURflo 6" and 10" filters, as well as all competitive brands. (1/4" FPT, 1/2" MPT, John Guest and Colder fittings included).

28339 Universal Filter Kit #94-009-50 12



WATER FILTERS

PLUMBING

In Section L: Fresh Water Line Filters Winterizing Pumps Faucet & Shower Sink & Drain Holding Tanks Drain Valves & Fittings Drain Hose Chemicals & Toilets



CULLIGAN DISPOSABLE EXTERIOR RV DRINKING WATER FILTERS

MODEL RV-700/RV-800 WITH BACTERIOSTATIC MEDIA



Convenient and easy to use, model RV-800 is a disposable exterior filter for drinking and cooking water. It also filters dirt and sediment to keep your storage tank clean and clear. This filter contains **KDF****. **Bacteriostatic*** indicates that the system limits the passage or growth of bacteria that may already exist in the incoming water. It does not mean that the water leaving the system is safer than that of the water entering the system. For use with 3/4-inch flexible hose couplings in RV or Marine applications. Provides high flow rate for quick tank fill. Model RV-800 includes filter cartridge, single hose and plastic plugs. Model RV-700 includes filter cartridge only (no hose) and can be used as the replacement cartridge for the RV-800. Cartridge life of 2,000 gallons/1 season. **KDF as tested by KDF Fluid Treatment, Inc.



Model RV-800 or RV-700

NSF Independently certified to reduce:

- Bad taste & odor
- Aesthetic Chlorine taste & odor
- Sediment
- *Bacteriostatic**

28598 RV-800 Filter with Hose #01020342 6

Replacement Cartridge:

28597 RV-700 Cartridge #01020341 6



MODEL RVF-10 CULLIGAN EXTERIOR RV DRINKING WATER FILTER

The sturdy design of model RVF-10 makes it ideal for exterior filtration of water for your RV. Enjoy better-tasting water and cleaner storage tank with this quality filter. The slim design and convenient hose fitting kit make it simple to install and easy to store. Includes hose connection kit and model D-15 replacement cartridge, with a life of 250 gallons or 3 months. See chart for other RVF-10-compatible cartridge. 5-yr limited warranty.

Models D-15 cartridge reduces:

- Bad taste & odor
- Aesthetic Chlorine taste & odor
- Sediment

25625 RVF-10 Water Filter #01019084 6

Replacement Cartridge:

28754 D-15 Cartridge, Pk/2 #01019061 6

27970 P5 Cartridge, Pk/2 #01019128 6



MODEL US-600A CULLIGAN UNDER-SINK DRINKING WATER FILTER

Let your tap be the source for clear, clean great-tasting water wherever the road takes you. Model US-600A employs a slim design to fit into tight places for easy installation. Uses quick-connect fittings to attach to faucet. Includes filter head with built-in bracket, housing wrench, 1/4 inch plastic tubing and model D-20A drinking water cartridge. See chart for other US-600A-compatible cartridges. Model D-20A cartridge has a life of 1,000 gallons or 12 months. The US-600A has a 5-yr limited warranty.

NSF Independently certified with D-20A cartridge to reduce:

- Bad taste & odor
- Aesthetic Chlorine taste & odor



26122 US-600A Water Filter #01020691 6

NSF Certified Replacement Cartridges:

25767 D-20A Repl. Cartridge #01020696 12

25769 D-30A Repl. Cartridge #01020635 12

21494 D-10 Repl. Cartridge, Pkg/2 #01019060 6

25937 D-40A Repl. Cartridge #01020636 6



Order #	21494	25767	25769	25937	27970	28754
Culligan cartridge model:	D-10	D-20A	D-30A	D-40A	P5	D-15
Used with Culligan filter:	US-600A	US-600A	US-600A	US-600A	RVF-10	P5
	RVF-10	RVF-10	RVF-10	RVF-10		D-15
NSF - certified	yes	yes	yes	yes	n/a	yes
Bad taste & odor	•	•	•	•		•
Aesthetic Chlorine taste & odor	•	•	•	•		•
Lead						
Sediment	•	•	•	•	•	•
Cryptosporidium & Giardia			•	•		
Mercury				•		
Lindane & Atrazine				•		
Filter life in Gallons	250	1,000	1,000	600	8,000	250



NSF is the world leader in water standards development and product certification.

NSF utilizes a professional staff of third party independent engineers, chemists, toxicologists and environmental health professionals. Your health is important. Be aware of the facts. NSF International www.nsf.org



28176 28177 28178 28276

#1 FILTER—Inline replacement filter with 1/2" threaded fittings. Fits many OEM applications. Reduces sediment, chlorine and unpleasant taste & odors.

28176 #1 Filter #FP10GT 12

#2 FILTER—Inline replacement filter with quick connect inserts. Fits many OEM applications. KDF media in filter to reduce bacteria growth, chlorine and unpleasant taste & odors.

28177 #2 Filter #FP10GKC 12

#3 FILTER—Inline replacement filter with 1/2" threaded fittings. Fits many OEM applications. KDF media in filter to reduce bacteria growth, chlorine and unpleasant taste & odors.

28178 #3 Filter #FP10GKT 12

#4 FILTER—Inline replacement filter with John Guest quick-connect fittings. Fits many OEM applications. KDF media in filter to reduce bacteria growth, chlorine and unpleasant taste & odors.

28276 Repl. Filter #FP10GKJ 12

FLOW-PUR[®] RV/BOAT REPLACEMENT FILTERS



28183 28184 28182

#5 FILTER—Replacement GAC/KDF filter cartridge for Flow-Pur[®] ultimate system. Filter is long lasting, reduces bacteria, chlorine, taste & odor. Cartridge interchanges with other brand #5 cartridges.

28183 #5 Filter #GAC10N/KDF-RV 12

#7 FILTER—99% cyst reduction sediment filter cartridge with flow rate of 3 gpm. Replacement cartridge for Flow-Pur[®] ultimate system and fits most name brand housings.

28184 #7 Filter #FM-1A-975-RV 12

#8 FILTER—Coconut shell carbon block cartridge for Flow-Pur[®] interior & exterior water filter system. Filter cartridge reduces chlorine, sediment, unpleasant taste/odor & Voc's. Fits most brand housings. Flow rate 2 1/2 gpm.

28182 #8 Filter #WCBCS975RV 12



28180 28181



FLOW-PUR[®] ULTIMATE DUO EXTERIOR FILTER

Equipped with garden hose fittings to install outside of RV/Boat to water hose. Cartridges #7 & #5 are included with housing wrench. Tested to remove 99.9% cryptosporidium and giardia cysts, reduces bacteria, sediment, chlorine and unpleasant taste & odors. Flow rate 2.5 gpm.

28181 Filter, Ultimate Duo #POE12DSA1KDF 4

SINGLE EXTERIOR FILTER

Equipped with garden hose fittings to install outside of RV/Boat to water supply hose. Cartridge #8 included with housing wrench. Cartridge reduces chlorine, sediment and unpleasant taste & odors. Flow rate 2.5 gpm.

28180 Filter, Single #POE12GHGACB 12

FILTER HOUSING WRENCH

28185 Housing Wrench #WR-100 12

O-RING

28453 O-Ring, for use with 28181 & 28180 #OR-4 1

FLOW-PUR[®] UNDERCOUNTER FILTER KIT

Undercounter filter kit using the combination KDF and Activated Carbon media for bacteria, chlorine, Voc's and unpleasant taste and odor reductions. Kit includes filter with 1/2" threaded fittings attached, 2 quick-connect cold water line fittings, winterizing by-pass hose and bracket. Easy install.

28274 Complete Under Counter Filter Kit #FP10GKTUC 12



FLOW-PUR[®] INLINE EXTERIOR #12 FILTER

Inline exterior filter using combination KDF and Activated Carbon media for bacteria, chlorine, Voc's and unpleasant taste and odor reduction. Equipped with garden hose fittings to install outside RV or boat to water hose. Filter includes flexible non-kinking hose. Flow rate 2.5 gpm.



28275 #12 Filter: Exterior Inline Garden Hose #FP12GKE 12

HOUSING & CARTRIDGE

28213

FH4200WW12 - 10" replacement Filter Housing with cap and 1/2" FPT. Replaces housings installed by OEM's, usually under the counter or as POE (Point Of Entry). 100% polypropylene, rated at 125 psi and 125°F/ 52°C degrees. White only.

28213 Replacement 10" Housing w/Cap #FH4200WW12-RV 12

MAXVoc-975 - Coconut shell carbon block replacement cartridge, 0.5 micron. Reduces Voc's, cysts and extended chlorine, taste and odor reduction. Fits all 10" Flow-Pur[®] and other brands of standard housings.

28179 Filter Cartridge 0.5 Micron #MAXVOC-975RV 12

O-RING

28453 O-Ring, for use with 28213 #OR-4 1



28453

28179



NEW!

FLOW-PUR® RV-PRO 10,000 PORTABLE WATER SOFTENER

Clean, Soft Water For Your RV Or Boat Wherever You Go.

Flow-Pur's RV-PRO 10,000 is the most user friendly, competitively priced RV softener on the market today! Compact and portable, this versatile softener

will preserve the life of all appliances on board and stop hard water staining by removing calcium, magnesium and trace amounts of iron from the water.

RV-PRO 10,000 is priced right, costs only pennies to operate and is low maintenance, leaving you more leisure time for fun and relaxation!

- Built-in drain line flow restrictor provides a more effective regeneration increasing the capacity by up to 55%.
- Custom designed flow valve allows regeneration without having to connect/disconnect to the system.
- Full cradle base keeps tank more secure than competing open base tanks.
- High flow rates up to 4 gpm with low pressure drop.
- 1/3 cu. ft. high capacity premium grade resin.
- Uses common table salt.
- Hardness strips included.
- Compact 8.5" x 20.5" profile, weighs just 26 pounds!
- Uses premium upgrade resin.
- Made in the USA.

20351 Portable Water Softener
#RV-PRO10,000 1



FLOW-PUR® PRODUCTS ECONOMICAL EXTERIOR WATER FILTER

Designed for the weekend or occasional camper

- Granulated Activated Carbon Filter reduces:
- Chlorine
 - Volatile Organic Chemicals
 - Taste and Odor
 - Sediment
 - Working Pressure: 20 - 120 psi
 - Max Flo Rate: 2.5 gpm
 - Do not use where water is microbiologically unsafe or of unknown qualities.

28703 Exterior Inline Carbon Filter
#FP12GE-RV 12



SHURFLO CLASSIC SERIES STRAINERS



Clean, clear economical strainers eliminate unnecessary repairs by keeping debris and other particles out of the pump. Screws directly onto the pump head. Transparent design shows when it is time to clean the bowl. Easy disassembly, cleaning and reassembly.



Name	Order #	Mfr. #	Description	Designation	Price
Twist-on Water Strainer	28400	#255-313	• Easy Assembly. • Keeps Debris Out of Pump. • Easy to See When Strainer Needs Cleaning.	1/2" NPSM Inlet 1/2" NPSM Outlet	
Twist-on Water Strainer	28401	#255-323		1/2" Barb Inlet 1/2" NPSM Outlet	
Swivel Nut Water Strainer	20115	#255-315	• 50 Mesh Stainless Steel Screen.	1/2" NPSM Inlet 1/2" Female Swivel Outlet	
Swivel Nut Water Strainer	20118	#255-325		1/2" Barb Inlet 1/2" Female Swivel Outlet	

For use with all model 1901, 2088, 2093, 4008 and 4900 Series pumps.



SHURFLO IN-LINE STRAINER



Transparent in-line feature provides a quick, easy visual check of the strainer. If cleaning is required, it takes only seconds. Includes hose clamps. Fits 1/2" plastic tubing, hose, or pipe.

20444 Strainer #170-010-09 24

PAR IN-LINE STRAINER

Pumpgard in-line strainer prevents dirt and other particles from entering pump intake. Just remove one screw for in-place cleaning.



In-Line Strainer:

741369 1/2" BarbPort #46400-0002 1

20537 1/2" MPT #46400-0004 12

741368 LS 3/4" Barb Port
#46200-0000 1



WINTERIZING BYPASS HOSE

12" Winterizing bypass hose fits all inline water filters with 1/2" threaded fittings for purpose of winterizing fresh water systems with inline filters.

28781 170TF Winterizing Bypass Hose
#WBPH 12



WINTERIZING BYPASS PLATE

The new Flow-Pur Winterizing Bypass Plate makes winterizing your water filtration system as easy as 1-2-3! Fits all standard 10" and 5" housings. Eliminates filling housing with antifreeze. Economical stainless steel plate will last forever. Gasket included.

28741 Winterizing Bypass Plate
#FP-WP100 12




JR PRODUCTS BLOW-OUT PLUG



For removal of water from lines in RVs and mobile homes. Plastic.

41280 Blow-Out Plug #03054 1

In Section L:	Fresh Water Line	Filters	Winterizing	Pumps	Faucet & Shower	Sink & Drain	Holding Tanks	Drain Valves & Fittings	Drain Hose	Chemicals & Toilets
---------------	------------------	---------	-------------	-------	-----------------	--------------	---------------	-------------------------	------------	---------------------



A Permanent by-pass kits are available in 8" (27909) and 12" (27911) sizes. They are permanently installed to allow simple tank isolation, annually.

B The single valve kit (27912) is permanently installed to allow simple tank isolation, annually, using a single valve. This is for areas where access to valves may be limited.

C The temporary by-pass kit (27913) completely isolates the water heater from the system, to save anti-freeze during the winterization process.



The siphon kit (27910) allows you to easily divert the pump intake from the RV tank to an anti-freeze bottle for easy winterizing.

The blow-out plug (27898) has no valve, and is to be used for draining water lines. The blow-out valve (21363) does have a valve, and can be used for draining water lines, as well as for leak tests.



AQUA PRO WINTERIZING KITS

PERMANENT WATER HEATER BY-PASS KITS

Aqua Pro Winterizing kits make preparing your RV or boat for winter storage a breeze. All components are made of the highest quality, food-grade, non-toxic materials for trouble-free winterization. Aqua Pro kits let you by-pass the water heater when winterizing water lines to save anti-freeze.

These kits feature 1/4 turn valves to quickly and easily bring water heater back "on line."

27909 8" Permanent By-Pass Kit for 6-Gal. #27909 24

27911 12" Permanent By-Pass Kit for 10-Gal. #27911 24

27912 12" Single Valve By-Pass Kit #27912 24

8" TEMPORARY WATER HEATER BY-PASS KIT

27913 8" Temporary By-Pass Kit #27913 48

WATER SYSTEM SIPHON KIT

Made of non-toxic components. Quickly diverts pump intake to anti-freeze bottle for winterizing water lines.

27910 Water Siphon Kit #27910 48

COMPLETE BLOW-OUT PLUG

Complete blow-out plug for standard garden hose threads holds pressure to help find leaks. Aids in the removal of water from lines.

21363 Complete Blow-Out Plug #21363 10

WATER LINE DRAINER BLOW-OUT PLUG

Water line drainer blow-out plug for standard garden hose threads does not hold pressure. Aids in the removal of water from lines.

27898 Blow-Out Plug w/o Valve #27898 20

WINTER PROTECTION = SUMMER FUN

Aqua Pro

AQUA PRO BLOW-OUT PLUGS

27898 Blow-out plug allows air pressure to be applied, to assist in draining water line. Does not "hold" pressure. **21363** Blow-out valve will hold pressure to check for leaks and/or to assist in draining water lines.

27898 Aqua Pro Blow-Out Plug, CD/1 #27898 20

21363 Aqua Pro Blow-Out Valve, CD/1 #21363 10



AQUA PRO HAND PUMP KIT

Freeze-proof your water system the quick and easy way. Pump antifreeze into lines and supply tank through the city water inlet; use pump for many other liquid transfer needs.

21364 Hand Pump Kit #P21364 12

NON-TOXIC RV ANTI-FREEZE

Non-toxic antifreeze protects fresh water plumbing system on trailer or boat. Made of propylene glycol. 1 gallon containers.



Non-Toxic
-50° Anti-Freeze:

24181 30% Propylene Glycol, Cannot be Diluted (Image may differ; Not for sale in Canada) #STA-SAFE-50 ONE **6**

Made of Ethanol, 3.78L Containers:

25891 -50°C, Ethanol Base, Cannot be Diluted #15-334 **4**



4008 FRESH WATER PUMP SHURflo REVOLUTION™ 4008 SERIES PUMPS

SHURflo's New Revolution™ fresh water pump design was created with a unique one-piece diaphragm and internal by-pass, assuring long life and top performance in all plumbing systems. Designed as the next legendary pump to exceed the expectations of our customers, the Revolution™ pump is constructed for high flow demand, low noise and no rapid cycling. SHURflo's quality reputation has been built on the reliability and dependability of every pump we build. The Revolution™ fresh water automatic demand pump is super quiet, thermally protected and can run dry without damage.

Mounts in any position.



Order #	Mfr. #	Voltage	Dimensions	Flow Rate	Amps (Max)	Shut-Off Pressure	Price
20112	#4008-101-E65	12 VDC	4.90" x 8.10" x 4.30" (125 x 206 x 110mm)	3.0 GPM (11.4 LPM)	7.5	55 PSI (3.7 BAR)	




SHURflo DRILL PUMP

Easy to use; 1/4" shaft fits standard drill. Self-priming to 8 feet vertical, 25 feet horizontal. Pumps liquids 40°F-120°F. 3/4" male garden hose ports. Buna impeller and lip seal.

Attaching to any standard drill motor, the drill pump has a variety of fluid transfer uses. Ideal to pump water from appliances, sinks, toilets, or drums. 1/4" oil probe easily allows the transfer of oil from cars, boats, small engines and equipment. Not intended for use with flammable liquids or in flammable environments.

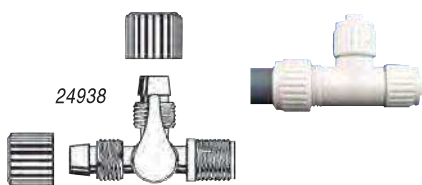
25948 Drill Pump #3010-000 **6**



FLAIR-IT BYPASS VALVES

For a fast, easy, economical water heater by-pass antifreeze system. Valves need not be installed on the water heater and can be installed in proximity to the water heater in the line.

24937 3-W Valve, 1/2" FL x 1/2" FL x 1/2" FL #6910 **10**



24938 3-W Valve, 1/2" FL x 1/2" MPT x 1/2" FL #6912 **10**



JABSCO® MULTIPLE OUTLET AUTOMATIC 12V WATER SYSTEM PUMP

- Self priming up to 10 ft.
- Easy installation with snap-in ports for 1/2" ID hose or 1/2" Qest threads.
- Vibration and shock reducing bumpers.
- Run-dry ability.
- Pressure switch cut-in 15 psi/cut-out 25 psi. low pressure, or cut-in 20 psi/cut-out 40 psi high pressure.
- Thermal overload protection automatically stops motor should it overheat due to overload, with auto re-start feature. **Par-Max 3** provides up to 3 outlets with a 3.5 gpm/13.2 lpm. 4.75" H x 4.24" W x 9.00" L.

28798 Water System Pump 3.5 GPM #32600-0092 **6**



FLOJET AUTOMATIC WATER SYSTEM PUMP

2.9 gpm (10.1 lpm) TRIPLEX DIAPHRAGM SERIES WITH QUICK-CONNECT FITTINGS AND LOW CYCLING BY-PASS

FEATURES: Self priming. • Dry running. • Soft, noise absorbing mounts. • 1/2" snap-in port fittings. • Corrosion-resistant materials. • Smooth operation without accumulator tank. • Built-in pulsation eliminator. The 12V replacement RV water system pump draws 7.0 amps max., a Santoprene diaphragm, and EPDM rubber valves. Overall 9.035" L x 4.240 W x 4.263 H.

28300 Automatic Water Pump System #03526144A **6**

SHURflo AQUA KING™ MINI 1.0 PUMP

The SHURflo® Aqua King™ Mini 1.0 pump delivers quiet operation and smooth performance while providing the ultimate in durability and reliability. This 12 VDC pump is designed and built for single fixture fresh water delivery applications.



Order #	Mfr. #	Voltage	Dimensions	Flow Rate	Amps (Max)	Shut-Off Pressure	Price
20111	#1901-0013	12 VDC	6.40" x 3.20" x 4.50" (162 x 81 x 114mm)	1.0 GPM (3.8 LPM)	3.0	30 PSI (2.0 BAR)	



SHURflo CLASSIC™ SERIES MULTI-FIXTURE AUTOMATIC DEMAND PUMPS

These legendary pumps have set the standard for the RV Industry. SHURflo's 2088 pumps are equipped to deliver high performance and reliability every time they are used. SHURflo's potable water pumps operate three independent pumping chambers which allow the pump to self-prime and lift water up to 12 feet. With smooth flow and uninterrupted operation, the Classic™ Series pumps include a built-in check valve to prevent back flow into the tank. Each pump features an adjustable switch and has the capability to run dry without damage to the pump or motor.

Name	Order #	Mfr. #	Voltage	Dimensions	Flow Rate	Amps (Max)	Shut-Off Pressure	Price
Premium Plus Pump	24659	#2088-453-444	12 VDC	8.60" x 5.00" x 4.45" (218 x 127 x 113mm)	3.5 GPM (12.5 LPM)	5	45 PSI (3.1 BAR)	
SHURflo Classic™ Pump	20000	#2088-422-444	12 VDC	7.84" x 5.00" x 4.62" (199 x 127 x 117mm)	2.8 GPM (10.6 LPM)	7	45 PSI (3.1 BAR)	
SHURflo Whisper King™	25295	#2093-204-413	12 VDC	7.75" x 5.00" x 4.45" (197 x 127 x 113mm)	2.0 GPM (7.5 LPM)	5.5	30 PSI (2.1 BAR)	
SHURflo Park Model Pump	20240	#2088-492-444	115 VDC	8.70" x 5.00" x 4.40" (221 x 127 x 113mm)	3.3 GPM (12.5 LPM)	0.9	45 PSI (3.1 BAR)	

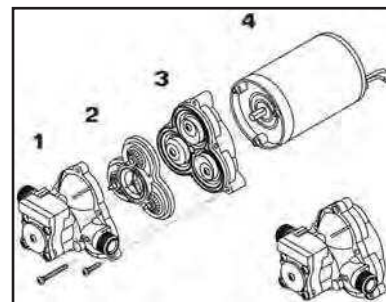
SLV SINGLE FIXTURE AUTOMATIC DEMAND PUMP

This compact automatic demand fresh water pump offers durability and dependability making it ideal for low volume, intermittent duty applications. The 105 pump self-primers up to 2.5 vertical feet while delivering over 1.0 GPM. A 12 volt low power consumption motor, equipped with thermal protection and long life pressure switch rated to 30 PSI, provides high pump performance and reliability.

SLV (OEM only)	20467	#105-013	12 VDC	6.82" x 3.94" x 2.45" (173 x 100 x 62 mm)	1.0 GPM (3.7 LPM)	2.5	30 PSI (2 BAR)	
----------------	--------------	----------	--------	--	----------------------	-----	-------------------	--

PUMP REPAIR & REBUILD KITS (For 2088/2093 Series)

Name	Upper Housing (1)	Valve Assembly (2)	Drive Assembly (3)	Motor (4)	Pump Head Kit (5)	Check Valve (Not shown)
Premium Plus Pump (Coast #24659)	24428	24429	24934	94-11-173-01	24542	24431
SHURflo Classic™ Pump (Coast #20000)	24428	24429	94-238-03	94-11-261-00	94-236-21	24431
SHURflo Whisper King™ (Coast #25295)	94-231-24	24429	94-238-05	94-11-192-00	94-236-05	24431
SHURflo Park Model Pump (Coast #20240)	94-231-24	94-232-04	94-238-03	94-11-150-10	94-236-21	24431



Wingnut Swivel, Nylon:

- 21025** 1/2"-14 NPT(F) x 1/2" Barb, Straight Fitting*
#244-2926 1
 - 21024** 1/2"-14 NPT(F) x 1/2"-14 NPT(M), Elbow Fitting
#244-3366 25
 - 21026** 1/2"-14 MPT(F) x 1/2" Barb, Elbow Fitting*
#244-3926 25
- * Pump head fittings included with each pump.

SHURflo PUMP SILENCING KIT

Connects to the inlet and outlet of your water pump to silence unwanted pump noise while reducing water hammering. Kit includes 2 ea 36" soft tube risers and 2 ea 1/2" male connectors for connection to any RV pump.

28162 Pump Silencing Kit #94-591-01 1





THE RV WATER SYSTEM THAT FUNCTIONS JUST LIKE AT HOME!

AQUAJET VARIABLE SPEED RV WATER PUMP

The Aquajet RV pump employs state-of-the-art electronics to automatically control motor speed—the pump actually adjusts its speed as you open and close water fixtures. Aquajet’s soft start feature eliminates annoying rapid cycling, and its exclusive 5-valve design can deliver twice the flow and pressure of conventional RV industry pumps. • **Greater flow**— The Aquajet automatically overcomes pressure drops typically caused when multiple fixtures operate at the same time. Aquajet’s patented 5-chamber design displaces substantially more water per motor revolution than typical 3- and 4-chamber models currently used in the RV industry, making it one of the highest-flow diaphragm pumps available. • **Positive shut-off** at 75-85 psi, to keep up with today’s sophisticated filtration systems and extensive plumbing systems. • **Silent operation**— At performance levels similar to competitive pumps, the Aquajet will be as much as 90% quieter, due to slower speed and superior hydraulic energy transmission. • **Smoother flow**— Aquajet’s patented variable speed controllers, with additional “smart” features, eliminate all rapid cycling within normal flow ranges. The innovative 5-chamber construction, including the patented screw-free diaphragm, minimizes pulsation found in other pumps. • **Longer switch life**— Electronic control circuits and integral pressure switch minimize switch arcing during starts and stops. • **Easy installation**— Universal mounting option allows easy retrofits for virtual plug-and-play performance. • 2-year mfr. warranty. • **Fittings**— Pump includes 2 quick connect fittings with 1/2" male thread size to fit standard pump filter and other industry standards. • **Safety features**— The Aquajet includes valuable safety features not found on other pumps, including low voltage protection (to protect the pump from weakened battery power conditions) and a maximum pressure bypass (to protect the coach’s plumbing system from excessive pressurization).

ES “EFFICIENCY SERIES” FOR ANY RV

The ES brings variable speed technology to virtually any RV water system. Smaller coaches can be upgraded with the ES, because this pump has been specifically designed for after market installations. **Powerful Flows** — The ES delivers

a 3.5 gpm flow rate, higher than nearly anything else for the RV industry. Reduced power consumption helps ensure compatibility with existing electrical systems. **Silent Operation** — The ES version is even quieter than the Aquajet RV version. The patented, variable speed controller and “soft-start” features eliminate most cycling related noises. **Easy Installation** — Lower amperage draws eliminate the need to use electrical relays, etc., regardless of current electrical configurations. Installation is simplified to the point of true “plug-and-play performance.”

AQUAJET PUMP SPECIFICATIONS

Motor:	12VDC, permanent magnet,
•Type	totally enclosed, non-ventilated
•Temp Limits	Capable of sustaining continuous running for 1 hour (RV) or more (ES) before auto reset thermal shut-off.
Speed Controller	Factory set 10-Amps & 6.5-A (RV & ES series). Thermally protected. Automatic reset.
Pump Design	5 chamber diaphragm pump, self-priming, can run dry
•Pump Housing	Polypropylene Material
•Controller Housing	Nylon
•Valves	EPDM
•Diaphragm	Santoprene
•Fasteners	Stainless steel
Liquid Temperature	140°F (60°C) max.
Pump Certifications	IAPMO, NSF
Priming Capabilities	13 feet (RV), 10 feet (ES)

Aquajet Variable-Speed Water Pump:

27558 55 Aquajet ARV, 10 Amp Water Pump #55-AQUAJET ARV 12

27617 55 Aquajet AES, 6.5 Amp Water Pump #55-AQUAJET AES 6

Replacement Parts for 550 Series Pump:

27680 Fitting QTS 556S, Set/2 #QTS 556S 1

FASTENERS UNLIMITED SWIVEL SPRAY AERATOR

Deluxe combination faucet aerator/spray unit. Patented diaphragm action automatically returns spray to aerated stream position when water is turned off. Swivels 360°. Dual thread 15/16-27 and 55/64-27 for use on faucets with inside or outside threads.

40536 Swivel Spray Aerator, Plastic/Brass #01795 g



The new Charge n' Flow pump is rechargeable, submersible, and is designed for a wide variety of applications, both onboard and ashore.

FLOJET[®] ITT FLOJET CHARGE N' FLOW PORTABLE PUMP KIT



Charge N' Flow is the first portable pump of its kind to include three convenient power options making pumping on the go both easy and flexible. Just Charge and Pump! It's capable of pumping hot or cold freshwater, seawater, antifreeze and even diesel. Because of its portability, it is also ideal for many household applications. The kit comes complete with a 12 volt 280 GPH pump, eight feet of hose, spray nozzle, enclosed battery, AC battery charger, battery clip adaptor, and a vehicle power adapter. It also includes a filter for use in submersible mode, or when the filter is removed, the pump can be used in line. The pump is compact, only 5.5 inches tall and 1.5 inches in diameter. It can handle up to 100 gallons of water per charge. When connected to a car battery, it can pump endless amounts of water!

Other Specifications: Charge Time: 10-12 Hours; Case Dimensions: 8.5" x 12" x 4.25"; Hose Outlet: 1/2"; Pressure: 11 PSI; Pump Materials: Acetal; Amp Draw: 12.0 V @ 2.0 Amps; Fuse Size: 5.0 Amps; Max Head (Height): 26' @ 12 V; Battery: 2000 mAh "AA" Ni-MH x 8 cells, Included with Kit.

Multiple Uses for Indoor & Outdoor.

The charge n' Flow submersible pump is ideally suited for pumping fresh and sea water or diesel, diesel refuelling and transfer, home & garden, plumbing, windshield fluid transfer, camping & kayaking, washdown for cars, RV, anchors and boats, bilge or storm water emptying.

87255 Charge n' Flow Portable Pump Kit #RP280KR 4



SHURflo 4048 HIGH FLOW MULTI-FIXTURE AUTOMATIC DEMAND PUMP



The next pump in the by-pass Flow Reaction Technology Series, this pump has a unique one-piece diaphragm and internal by-pass to assure smooth flow, long life and top performance in any plumbing system. Designed and built for high flow, low noise, smooth flow with no rapid cycling and SHURflo reliability, this fresh water demand pump is quiet and can run dry without damage. Mounts in any position. This pump is designed to replace both the 4900 and 5900 Smart Sensor series products.

- Smooth Flow
- Reduced Cycling with Flow Reaction Technology™
- Modern 'green' design for reduction of hazardous waste and power consumption
- 4 GPM and 55 PSI high performance
- Automatic thermal overload protection
- Runs dry without damage
- Built in check valve prevents backflow
- Dry primes to 6 vertical feet
- Automatic demand
- 4900 & 5900 Smart Sensor Replacement (Coast #27681 and 28260)
- 2-Year Limited Warranty
- Meets CSA, CE,e-Mark and C-Tick standards.

20466 4048 High Flow Multi-fixture Automatic Demand Pump #4048-153-E75 12



4 GPM,
12VDC,
55 PSI,
10 Amps



SHURflo EXTREME™ SERIES HIGH FLOW STRAINER



Keep your Smart Sensor™ 5.7 pump flowing strong by protecting it from debris in the water. SHURflo highly recommends the use of the Extreme™ Series High Flow Strainer. Engineered to complement the Smart Sensor's higher performance, the High Flow Strainer is easy to install, and even easier to clean.

27894 High Flow Strainer (for Coast#27681) #254-266 24

SHURflo ACCUMULATOR TANK



Pre-charged accumulator tank controls water pressure; reduces cycling pulsation and harmful pressure spikes while minimizing power usage. Quiet accumulator mounts in any position, and is compatible with hydraulic shut-off valves. Internal bladder keeps air from dissolving into the water. Pre-charged pressure is 30 psi; maximum operating pressure is 125 psi. The 1/2" x 14 MPT x 2 liquid inlet and outlet ports are interchangeable.

24562 Accumulator Tank #182-200 12



SHURflo EXTREME™ SERIES PUMP FITTINGS

Quick connect/disconnect fittings to help you customize the installation of your Smart Sensor™ 5.7 pump. Use to adapt Extreme Series pump (Coast #27681) to non-standard applications.

1/2" Barb Elbow Fittings:

28081 CD/2 #94-615-00 1

1/2" Barb Straight Fitting:

28080 CD/2 #94-615-01 1



VALTERRA RV PUMP KIT

These flexible high-pressure pigtails absorb the initial surge of pressure when your pump cycles on and off eliminating noises like water hammer associated with your rigid fresh water plumbing. Includes two high-pressure hoses 1/2" x 36" and two nylon fittings for adapting female threaded fittings.

20083 RV Pump Kit #P23512PB 6



ATTWOOD 2-WAY FAUCET/HAND PUMP WITH BARBED FITTING

Works as a dependable easy-to-use hand pump that brings water immediately or as a standard faucet. Use with 1/2" pipe, female thread fitting. 3" H from base to top.

763345 2-Way Faucet #6143-1 24

PAR PUMP & FAUCET

Economical centrifugal pump is whisper quiet and delivers a generous 1 gpm flow at the lowest current draw. Water may "free-flow" through pump which mounts directly at output port on most water tanks. 12V; approx. 1.6 Amps. Faucet includes switch. Both faucet and pump have 3/8" barb fittings.

749055 PAR 12V Pump and Faucet #42530-0000 12

753209 12V Pump Only, Black #42510-0000 12

20719 Faucet Only, White #42520-0000 1





20231



20233

LEISURE COMPONENTS PRODUCTS

TRIPLE ACTION HAND PUMP AND WATER FIXTURE

Combo Hand Pump mounts above the counter; **Low Boy Hand Pump** fits down into counter top. Both feature 3-way action: • Full stroke of the handle delivers a constant high volume water flow from the diaphragm hand pump. • Finger tip lift of the handle to the up position activates a single-fixture electric pump. • Finger tip push of the handle to the down position delivers a steady flow of water from a city water hook-up. Either can be set up to perform any combination of the above functions. **20231** is 4" x 4" x 2" H; **20233** is 4" x 4" x 2 1/2" H. **Repair kit** for all #131 models includes a spout seal, seal washers, washer spacer, retainers, seal-poppets, plunger, diaphragm, diaphragm support, washer and screw, gasket, and spring. Completely re-builds all #1311 models.

Triple-Action Hand Pump:

- 20231** Combo Pump #131-1 6
- 20233** Low Boy Pump #131-4 24
- 25096** Hand Pump Repair Kit for #131 Models #199-9 6



HAND PUMP

Combination hand pump and city water. Just a touch of the finger brings a steady flow of water. Housings are tough, easily cleaned molded ABS. Spouts are chrome plated brass.

- 27163** Manual Low Boy #131-5 24
- 25096** Hand Pump Repair Kit for #131 Models #199-9 6



VALTERRA ROCKET HAND PUMP

Special prime-lock feature makes this pump lock in the off position...eliminates need to prime before use. High flow piston action design.

- 20345** Hand Pump, Chrome (Not approved for sale in CA and VT) #RP800 12



SHURflo SINGLE CONTROL ELECTRIC* FAUCET

SHURflo's finely crafted electric faucet for use in single fixture applications. This faucet has 3-direction 360° rotation and its superior valving offers adjustable flow rates with a pump or city water system. Integral 12V switch. For pressures up to 87 psi (6 bar). Rugged ABS construction. 1-yr. limited mfr. warranty. 3 amps max. White.

- 25800** Single Control Electric Faucet #94-009-10 6

20165



20166

ZEBRA RV ACCESSORIES "FUMP" COMBO WATER PUMP & FAUCET



For marine, RV and van use. When using tank water activate handle in upright position, using short strokes. When using city water, move handle down slowly to open CW valve. Hold in this position for quick use. Press down completely to lock for continuous city water flow. Handle has lock position for traveling, to prevent tank drain. Packaged.

Combo Water City Pump & Faucet:

- 20165** Colonial White #R3700-CW 12
- 20166** Polar White #R3700-PW 12



PHOENIX REPLACEMENT PARTS



STEM & BONNET ASSEMBLIES

- 23384** Stem and Bonnet Assembly for Exposed Fitting, Right-or Left-Hand, for Use with Metal Lever Handles, CD/2 #9-40-5-ORLH 10
- 21917** Stem and Bonnet Assembly for Faucets with Plastic or "Y" Handles, CD/2 #9-41-5-0 10
- 21925** Stem & Bonnets for All Concealed Fittings, CD/2 #9-61-5-0 10

PHOENIX CARTRIDGES

Stop those leaks! Replacement cartridge fits all Phoenix washerless faucets.

- 24531** Cartridges, CD/2 #9-P42 10

RENEWABLE SEATS

- 21911** Renewable Seats, CD/2, For all exposed fittings #9-40-1 10
- 20341** **NEW!** Renu seat for brass garden tub filler #9-38-1 10

SEAT WASHERS

- 22744** Washers, CD/10 #9-40-3-2 10

CLEAR ACRYLIC HANDLES



- 22745** Clear Acrylic #9-40-9-16C 10
- 20342** **NEW!** Large acrylic handles for garden tub fillers #9-38-9-16HC 1

Replacement handle, clear, hot or cold, with button and screw. Fits Phoenix #38 garden tub filler.

- 24518** Clear H or C Handle with button and screw #6-38-9-16A 10



- 22748** Riser Spud & Nut, CD/1 #9-45-13-0 10
- 22746** Vacuum Breaker, CD/1 #9-412-13 10
- 21907** "D" Spud for Brass or Plastic Underbody, CD/1 #9-35-13 10
- 22747** "D" Spud for Lavatory Diverter only, CD/1 #9-44-13 10

PHOENIX IS CHANGING EVERYTHING.....

The biggest faucet innovation in decades is available from Phoenix Products. We pioneered the use of plastic in faucets. And now we're excited to introduce the next big leap in faucet technology.

HYBRID FAUCETS



**METAL TOUGHNESS
PLASTIC ECONOMY**

The Best of Both Worlds

- Plastic resin and metal powder combine to make a tough new poly-metal material
- Plastic makes it corrosion resistant against hard water and harsh chemicals
- Metal powder creates durable, high performance parts
- Single piece molded underbody ensures no leak points
- Made from lead free, eco friendly materials
- Sturdy brass encased shanks
- EPA WaterSense certified means up to 45% water savings
- Green manufacturing practices mean environmentally friendly processes free of toxic chemicals

3 Hole or single Hole Mount in One Box!

This single handle pull out has a sturdy, flexible 56" hose that allows smooth, effortless pull out and a stream or spray button. It's designed to be mounted as a 3 hole or single hole and comes with hardware for both. Extended length supply lines make hook up fast and easy. Ceramic disc cartridge for years of reliable operation.

20266 Chrome #SP2104-01-02 10

20271 Brushed Nickel #SP2104-06-02 10

The elegant two handle kitchen model displays a sweeping hi-arc spout for easy pot filling and sleek, sturdy wing like lever handles. 1/4 turn washerless cartridges for years of smooth operation.

20281 Chrome #RB5602 10

20284 Brushed Nickel #RB5662 10

This single handle lav has flowing lines that add a tall, sculpture-like touch to any bath. The smooth rounded surfaces make it easy to clean and keep shining like new. Ceramic disc cartridge will deliver years of reliable operation.

20300 Chrome #S1205 10

20301 Brushed Nickel #S1265 10

The two handle lav has flowing lines that add a low profile arc to the bath. The smooth rounded surfaces make it easy to clean and keep shining like new. 1/4 turn washerless cartridges for years of smooth operation.

20311 Chrome #RB4602 10

20319 Brushed Nickel #RB4662 10



**YOU WON'T BELIEVE ITS NOT METAL
ORDER YOURS TODAY AND SEE FOR YOURSELF**

PHOENIX[®]
FAUCETS

FAUCETS & ACCESSORIES

PLUMBING

In Section L:	Fresh Water Line	Filters	Winterizing	Pumps	Faucet & Shower	Sink & Drain	Holding Tanks	Drain Valves & Fittings	Drain Hose	Chemicals & Toilets
---------------	------------------	---------	-------------	-------	-----------------	--------------	---------------	-------------------------	------------	---------------------

All DuraPro™ and Celcon underbody faucets are AB1953 and ACT193 compliant.
All Phoenix Faucets have a limited lifetime warranty.



28669

3 HOLE MOUNT PULL-OUT FAUCETS

- Precise shutoff Ceramic Disk Cartridge.
- Light weight. • Easy Grip Wand. • 56" pull-out hose. • Smooth action loop handle. • Spray selection button for aerated stream or vegetable spray. • Sturdy metal construction. • Contains ceramic disc. • 3-1/4"H x 9-5/8"W x 17"L.

3 Hole Pull-Out Faucet:

28669 Brushed Nickel
#SW2103-06-011 10

20049 Brushed Nickel
(Approved for sale in CA and VT)
#SW2103-06-01NLI 10

28670 White #SW2103-07-011 10

4" BAR FAUCETS

- Bar Faucet, 4" Centers.
- Contains plastic stem and bonnets. • Chrome finish.

23398 Brass Underbody, With 9" Spout
#5932-1 10

22730 DuraPro™ Underbody, With 6" Spout
#P5632-1 10



22730

8" KITCHEN FAUCETS

With high-arc spout.

28733



28733 ^{LS} Brass Underbody, Brass Compression Stems, Chrome Finish and Lever Handles #5014A-T411 10

28740 DuraPro™ Underbody, Brass Stem & Bonnets, Chrome Lever Handles #P5004A-T441 10

NEW!

AERATOR

20344 Chrome Aerator
#9-50-19C 10



22729

4" LEDGE FAUCETS

- With decorative spout. • Contains plastic stem and bonnets. • Chrome finish.

21710 Brass Underbody #5433A-1 10

22729 DuraPro™ Underbody #P5433-1 10



28724



27564



28736

8" LEDGE FAUCETS

- Ledge faucet, 8" centers, 8" spout. • Contains plastic stem and bonnets. • Chrome finish.

28724 ^{LS} Brass Underbody, Decorative Spout, Less Spray #5033A-1 10

28725 DuraPro™ Underbody, Decorative Spout Less Spray #P5033A-1 10

- 8" kitchen faucet with acrylic handles.
- 8" decorative spout, less spray. • Brass body.

2 Handles, Brass Stem and Bonnets:

27564 ^{LS} Charcoal Handles, White Finish #5017A-1 10

27562 ^{LS} Clear Handles, Chrome Finish #5013A-1 10

- 8" Ledge, brass body, 8" spout.
- Contains brass stem and bonnets.
- Chrome finish with chrome teacup handles.

28736 ^{LS} 8" Kitchen, Brass Body and Stems, Teacup Handles, Chrome #5013A-T441 10

SWIVEL AERATOR

Adapts onto any standard kitchen spout.

20213 Swivel Aerator
#9-R50-19S 10



American designed and engineered for Quality and Value

The single source solution for all your faucet needs. Faucets with Brass or DuraPro® plastic underbodies, hand showers and accessories.



Making Water Work Beautifully



A Tradition of Excellence for over 100 Years Still made in Cleveland, Ohio



Catalina
Faucets and Parts
by Phoenix

An Affordable Choice for your Kitchen, Lav and Bath

Catalina imported faucets are designed and engineered in the US, and quality checked in our factory before final shipment. All Phoenix products come with a limited lifetime warranty.

All **Catalina** faucets include:

- Quarter Turn Cartridge
- ADA Compliant Lever Handles
- Sleek Contemporary Style
- 3 Scratch & Stain Resistant Finishes

PHOENIX
FAUCETS

A Family Tradition
for Over 100 Years

All Catalina faucets are AB1953 and ACT193 compliant. All Phoenix Faucets have a limited lifetime warranty.

PHOENIX FAUCETS – CATALINA SERIES



28525

NEW!

20434



Two handle 4" diverter lavatory faucet with a D-spud for attaching a hand held shower.

20434 NEW! Brushed Nickel, Spinweld Underbody #R4463-I 10

28525 White, Spinweld Underbody #R4477-I 10



28524



20441

NEW!

28518

20436

Two handle 4" lavatory faucet.

20441 NEW! Biscuit, Spinweld Underbody #R4099-I 10

20436 NEW! Brushed Nickel, Spinweld Underbody #R4063-I 10

28518 Chrome, Spinweld Underbody #R4003-I 10

28524 White, Spinweld Underbody #R4077-I 10



28523



20437

NEW!

28517

20454

Two handle 4" shower valve. Vacuum breaker for attaching a hand held shower.

20437 NEW! Brushed Nickel, Spinweld Underbody #R0463-I 10

28517 Chrome, Spinweld Underbody #R0403-I 10

20454 NEW! Rubbed Bronze, Spinweld Underbody #R0484-I 10

28523 White, Spinweld Underbody #R0477-I 10



20442



28526

NEW!

20439

28520

Two handle tub filler with diverter and D-spud for attaching a hand held shower.

20442 NEW! Biscuit, Spinweld Underbody #R4799-I 10

20439 NEW! Brushed Nickel, Spinweld Underbody #R4763-I 10

28520 Chrome, Spinweld Underbody #R4703-I 10

28526 White, Spinweld Underbody #R4777-I 10

In Section L:	Fresh Water Line	Filters	Winterizing	Pumps	Faucet & Shower	Sink & Drain	Holding Tanks	Drain Valves & Fittings	Drain Hose	Chemicals & Toilets
---------------	------------------	---------	-------------	-------	-----------------	--------------	---------------	-------------------------	------------	---------------------

All Phoenix Faucets have a limited lifetime warranty.

PHOENIX FAUCETS – CATALINA SERIES (... continued)



STANDARD SPOUT

Two handle 8" faucet. 8" D-spout.

- 20432** **NEW!** Brushed Nickel, Spinweld Underbody #R5063-I 10
- 28521** Chrome, Spinweld Underbody #R5003-I 10
- 28528** White, Spinweld Underbody #R5077-I 10



HI-ARC SPOUT

Two handle 8" faucet. Hi-arc spout for easy pot filling.

- 20440** **NEW!** Biscuit, Spinweld Underbody #R5199-I 10
- 20433** **NEW!** Brushed Nickel, Spinweld Underbody #R5163-I 10
- 28522** Chrome, Spinweld Underbody #R5103-I 10
- 28529** White, Spinweld Underbody #R5177-I 10

REPLACEMENT PARTS FOR CATALINA SERIES

- 20041** White Acrylic Lever Handles, Pair #9-R35-9HC 10
- 20042** Clear Acrylic Lever Handles, Pair #9-R35-9CLHC 10
- 20043** Washerless Cartridge, Pair #9-R5-13RLH 10
- 20039** Clear Acrylic Knob Handles, Pair; Used in the outside shower box (#28452; from 2004 to 2008) #9-R40-9HC 10



8" KITCHEN FAUCET

- 20445** Catalina 8" Kitchen Faucet, Standard Spout, Chrome with Smooth Spout Nut for easy cleaning, Spinweld Underbody #R5204-I 10



4" LAVATORY FAUCET - HI-ARC SPOUT

Catalina 4" Lavatory Faucet with hi arc spout and sculptured handles.

- 20447** Brushed Nickel #R4160-I 10
- 20446** Chrome #R4100-I 10



4" LAVATORY FAUCET - HI-RISE SPOUT

Catalina 4" Lavatory Faucet with hi rise spout and spinweld underbody.

- 20448** Chrome #R4204-I 10
- 20449** Rubbed Bronze #R4284-I 10



All Phoenix Faucets have a limited lifetime warranty.



20044



20047

SINGLE LEVER FAUCET

8" single lever kitchen faucet with washerless cartridge and loop handle.

CHROME FINISH

20044 Chrome Finish
#R1101-I 10

20048 Chrome Finish
(Approved for sale in CA and VT)
#R1101-NLI 10

WHITE

20047 White
#R1171-I 10

20045 White
(Approved for sale in CA and VT)
#R1171-NLI 10



27164

22752

22751

REPLACEMENT SPOUTS

Phoenix Hi-Arc Replacement Spout:

27164 Hi-Arc Spout #51-78A-0 10

Phoenix 8" Tubular Spout, Carded:

22751 Tubular Spout #9-50-78-0 10

Phoenix 8" Decorative Spout, Carded:

22752 Decorative Spout #9-52-78-0 10

20209*
20362

20212*

* AB-1953 and
ACT 193
compliant.

SINGLE LEVER FAUCET

4" single lever lavatory faucet with washerless cartridge and loop handle.

20362 Chrome Finish #R1204-I 10

20209 Chrome Finish (Approved for sale in CA and VT) #R1204-NLI 10

20212 White (Approved for sale in CA and VT) #R1274-NLI 10



28473

27565

25616

4" LAVATORY FAUCETS

4" lavatory faucet, with clear acrylic handles, without pop-up.

Brass Underbody, Brass stem & bonnets:

28473 Chrome Finish #4012A-I 10

27565 White Finish #4017A-I 10

Brass Underbody, Plastic stem & bonnets:

21916 ^{LS} Chrome Finish #4032A-I 10

DuraPro™ Underbody, Plastic stem & bonnets:

28726 Chrome Finish #P4032A-I 10

25616 Parchment Finish
#P4032B-I 10



WITH TEACUP HANDLES

4" Lavatory, brass body, white finish with white teacup handles.

28735 ^{LS} 4" Lavatory, Brass Body and Stems, Teacup Handles, White
#4017A-T44I 10



4" LAVATORY FAUCET

• 4" Lavatory faucet. • Contains brass stem and bonnets. • Chrome finish with lever handles.

28734 ^{LS} 4" Lavatory Faucet
#4012A-T44I 10

Now coming in a box!



LAVATORY DIVERTERS

Lavatory diverter, 4" center with Celcon underbody, built-in anti-siphon mechanism, outlet for hand-held shower. Contains washerless cartridges. Chrome Finish.

28723 4" Diverter #P4432-I 10

Contains a built in anti-siphon mechanism.



Lavatory diverter, 4" center with Celcon underbody, smoked handle, white finish, with D-spud for hand-held shower. Contains brass stem & bonnets.

27620 4" Diverter/Faucet, White
#P4407-I 10

20085 4" Diverter/Faucet, White
(Approved for sale in CA and VT)
#P4437-I 10

In Section L:	Fresh Water Line	Filters	Winterizing	Pumps	Faucet & Shower	Sink & Drain	Holding Tanks	Drain Valves & Fittings	Drain Hose	Chemicals & Toilets
---------------	------------------	---------	-------------	-------	-----------------	--------------	---------------	-------------------------	------------	---------------------



All Phoenix Faucets have a limited lifetime warranty.



TUB & SHOWER DIVERTER FAUCET

Tub and shower diverter, 4" centers with built-in anti-siphon mechanism and outlet for hand-held shower.

4" Tub & Shower Diverter Faucet, Long Spout, D-Spod for hand-held shower, for exposed shower:

28471 Brass Underbody, Brass Stem & bonnets, Clear Acrylic Handles, Chrome Finish #4712D-I 10

22740 Brass Underbody, Plastic Stem & bonnets, Clear Acrylic Handles, Chrome Finish #4732D-I 10

27563 DuraPro™ Underbody, Brass Stem & Body Valve, Smoked Handles, White Finish #P4707D-I 10

22725 DuraPro™ Underbody, Plastic Stem & bonnets, Clear Acrylic Handles, Chrome Finish #P4732D-I 10



4" SHOWER VALVE FAUCETS

With outlet for hand-held shower.

With DuraPro™ Body:

27561 Brass stem & bonnets, Smoked Handles, White finish #P407V-I 10

22721 Plastic stem & bonnets, Clear Acrylic Handles, Chrome Finish #P432V-I 10

With Brass Underbody, Clear Acrylic Handles:

28470 Brass stem & bonnets, Chrome finish #412V-I 10

23367 Plastic stem & bonnets, Chrome finish #432D-I 10

3 3/8" TUB & SHOWER DIVERTER

Tub and shower diverter, 3 3/8" centers. Brass underbody, chrome finish. With long spout. Contain brass stem and bonnets.

FOR EXPOSED SHOWER

The riser pump installed on this faucet must be used with a 3/8" MPT rigid pipe.

23366 Tub & Shower Diverter #03712-I 10

SHOWER ARM AND FLANGE

NEW!



20373 Chrome shower arm and flange, ABS #9-60-10/8C 1

SHOWER VALVE

Shower valve, 4" centers for concealed shower. Chrome finish, DuraPro™ underbody. Contains plastic stem and bonnets.



22718 4" Shower Valve, with Shower Head, Arm and Flange #P1432-I 10

TUB/SHOWER DIVERTER

8" tub/shower exposed diverter. Clear acrylic handles, chrome finish, with ABS showerhead, arm and flange, 2" shanks.

DuraPro™ underbody. Contains plastic stem and bonnets.

23365 8" 2-Valve Diverter #P8031-I 10

3 VALVE DIVERTER

8-inch center, 3-valve tub and shower, brass body with shower head, arm and flange. Contains brass stem and bonnets.



21924 3-Valve Diverter #601-I 10

OUTSIDE SHOWER

Outside shower, white UV resistant housing (prevents discoloring), 60" vinyl hose, hand held with trickle shut off, washerless valve faucet.



Box size of 10-3/4"W x 5-3/4"H x 3-11/16"D.

28452 Exterior Shower, w/White Handles #377-I 10



REPLACEMENT PARTS (For Coast#28452)

20322 NEW! Outside shower box replacement door, 12-3/8" W x 7-3/8" H #9-370-2 1

20039 Clear acrylic knob handles, Pair; Used in the outside shower box (For CDS#28452; from 2004 to 2008) #9-R40-9HC 10

20364 White Replacement Handles for CDS#28452 (or any Phoenix Faucet) #9-55-9WHC 10


20365 4" White Shower Valve Replacement (Can also be used for inside RV showers) #P437MV-55I 10

20366 Replacement Plastic Stem & bonnets #9-45-5-0 10

In Section L:	Fresh Water Line	Filters	Winterizing	Pumps	Faucet & Shower	Sink & Drain	Holding Tanks	Drain Valves & Fittings	Drain Hose	Chemicals & Toilets
---------------	------------------	---------	-------------	-------	-----------------	--------------	---------------	-------------------------	------------	---------------------

Multifunction Hand Held Shower Heads...

Making Water Work Beautifully



Phoenix hand held shower kits now
come in sustainable, eco-friendly
packaging



An American Family Tradition
Since 1894



5 FUNCTION HAND HELD SHOWER

5 Spray Functions: Spray, Bubble, Massage, Bubble/Spray, Massage/Spray. Trickle shut-off, contour grip.

5 Function, Hand Shower, Head only:

28599 Chrome #9-950 10

28601 White #9-950W 10

5 Function, Hand Shower, Kit (Includes 60" metal hose, 3 pos. bracket and ring guide):

28600 Chrome #9-956 10

28602 White #9-956W 10

SINGLE FUNCTION HAND HELD SHOWER

Single function spray only. Trickle shut-off. Chrome plated ABS or white.

Single Function, Hand Shower, Head only:

28609 Biscuit #9-910B 10

20052 Brushed Nickel #9-910BN 10

28612 Chrome #9-910C 10

28607 White #9-910W 10

Single Function, Hand Shower, Kit (Includes 60" vinyl hose, 3 pos. bracket and ring guide):

28610 Biscuit #9-916B 10

28803 Brushed Nickel #9-916BN 10

28611 Chrome #9-916C 10

28608 White #9-916W 10



3 FUNCTION HAND HELD SHOWER

3 Spray Functions: Spray, Massage, Massage/Spray. Trickle shut-off, contour grip.

3 Function, Hand Shower, Head only:

28603 Chrome #9-930 10

28605 White #9-930W 10

3 Function, Hand Shower, Kit (Includes 60" metal hose, 3 pos. bracket and ring guide):

28604 Chrome #9-936 10

28606 White #9-936W 10

SINGLE FUNCTION HAND HELD SHOWER

Single function spray only. Trickle shut-off. Chrome plated ABS or white.

Single Function, Hand Shower, Head only:

28616 Biscuit #9-342B 10

28613 White #9-342 10

Single Function, Hand Shower, Kit

(Includes 60" vinyl hose, 3 pos. bracket and ring guide):

28617 Biscuit(w/biscuit vinyl hose) #9-346B 10

20455 **NEW!** Rubbed Bronze (w/black vinyl hose) #9-346RB 10

28615 White (w/metal hose) #9-356 10

28614 White (w/white vinyl hose) #9-346 10

REPLACEMENT HOSES



SHOWER HOSE WASHERS-PK/10

Pack of washers for hand held shower hose.

28660 Washers, Pk/10 #9-340-3 10

Both White Nylon and Vinyl hoses are nylon reinforced. But there is a slight visual difference in the outer coating as one has a white coating and the other is clear coated.

Clear Coated Vinyl Hose, 60":

28634 Biscuit #9-342-59B 10

20053 Brushed Nickel #9-901-60BN 10

28633 White #9-342-59 10

White Nylon Hose:

28635 40" #9-342N-40 10

28636 60" #9-342N-60 10

20385 **NEW!** 60" White Vinyl (but reflects a metal look) #9-901-60W 10

28637 72" #9-342N-72 10

Double Hooked Stainless Steel Hose, 60":

28620 Biscuit #9-900-60B 10

28618 Chrome #9-900-60 10

28619 ^{LS} White #9-900-60W 10

In Section L:	Fresh Water Line	Filters	Winterizing	Pumps	Faucet & Shower	Sink & Drain	Holding Tanks	Drain Valves & Fittings	Drain Hose	Chemicals & Toilets
---------------	------------------	---------	-------------	-------	-----------------	--------------	---------------	-------------------------	------------	---------------------

PHOENIX REPLACEMENT PARTS

FOR SHOWERS



PULLOUT SPRAY HEAD ONLY

- 20368** Brushed Nickel #9-2103-20BN 10
- 20369** Chrome #9-2103-20C 10
- 20370** White #9-2103-20W 10

HOSE GUIDE

Guide keeps shower hose out of your bathing area. The clear version is universal for all finishes. Blister pkg: 3-3/4"H x 1-7/8"W x 1"L.

- 28623** Biscuit #9-341-22B 10
- 28621** Chrome #9-341-22C 10
- 28624** Clear #9-341CL-22 10
- 28622** White #9-341-22 10



SHOWER BRACKET

Permits 3-position spray angle adjustment. Includes finishing screws and wall anchors. Blister pkg: 5-9/16"H x 2-7/8"W x 2-1/4"L.

- 28626** Biscuit #9-341-21B 10
- 28628** Chrome #9-341-21C 10
- 28627** Clear #9-341-21CL 10
- 28625** White #9-341-21 10

SWIVEL SHOWER BRACKET

Swivel connector allows infinite hand shower angle adjustments. Use to mount a hand shower to an existing 1/2" shower arm. Blister pkg: 5-9/16"H x 2-7/8"W x 2-1/4"L.

- 28629** Chrome #9-360-21C 10

FOR FAUCETS



REPLACEMENT SPOUTS

- 20371** Hi-Arc Spout, Chrome #9-51-78A-O 10
- 20372** 8" Hi-Arc Spout, White #9-51-78W-O 10
- 20374** 8" Decorative Spout, White #9-57-78A-O 10

For Utopia Series

- 20375** "D" Spout, For Utopia Series #9-91C160D810A 10
- 20376** Hi-Arc Spout, For Utopia Series #9-91C160HRA 10
- 20377** 8" Tube Spout, For Utopia Series #9-91C160T800A 10



SPOUT NUTS

- For Phoenix Plastic Spouts**
- 20378** Chrome #9-P52-11C 10
- 20379** White #9-P52-17 10
- For Phoenix Metal Spouts**
- 20380** Chrome #9-P54-11C 10



For Catalina Series

- 20381** Brushed Nickel #9-R57-13BN 10
- 20384** Chrome #9-R57-13C 10
- 20386** White #9-R57-13W 10



SWIVEL SHOWER CONNECTOR & WALL BRACKET

Allows the hand shower to be mounted in any desired location. Screws & anchors included. 1/2" F x 1/2" M. Blister pkg.: 5-9/16"H x 2-7/8"W x 2-1/4"L.

- 28630** White #9-341-20 10

DIVERTER SHOWER HEAD-HAND HELD

Use to add a hand shower to your existing shower head installation. 1/2" F x 1/2" M x 1/2" M. Blister pkg: 5-9/16"H x 2-7/8"W x 2-1/4"L.

- 28631** Chrome #9-360-13 10

FLOW CONTROL ADAPTER

Connects between the hose and head to allow full flow to trickle. 1/2" M x 1/2" F. Blister pkg: 4-7/8"H x 1-7/8"W x 1-1/4"L.

- 28632** Plastic, Chrome finish #9-360-16 10



A full line of RV faucets specifically designed to meet the unique conditions of RV use for years to come.



Patented non-rotation valve design helps prevent washer wear. Built in debris catchers helps prevent clogging of the valves.

- *5-year limited warranty
- *Lead Free construction



Help support
AMERICAN
manufactures.

Proudly made in
Plymouth Indiana.



UTOPIA WASHERLESS FAUCETS

Exclusive Utopia features include: multifaceted handles which provide an attractive appearance; built-in handle stops prevent overtightening; self-lubricating Celcon® parts prevent corrosion and lime build-up. Installation simplified with hand-tight connections. Plunger action, non-rotating, stem tip prevents leaks and drips. Non-corrosive putty plate simplifies installation and keeps water from seeping under faucet. One-piece chromelite shield provides a durable shining finish. Forward canted for more convenient operation. Removable, splash-proof diffuser ensures efficient water flow. Five (5) year limited warranty. Clear handles except as noted.

BAR FAUCET (4" CENTERS)

21512 Bar Faucet #20308R209 1
S/O #25C160G15 Spout Only for 21512

UTOPIA METAL D-SPOUT KITCHEN FAUCET

Chrome kitchen faucet with metal D-Spout combines the strength of an all brass spout with the durability and corrosive resistance of plastic in a kitchen faucet designed for extra rugged applications. Ideal for use with portable dishwashers, carpet cleaning machines or whenever an extra burden is placed on the spout. Clear handles.

25309 8" Deck Faucet #20380R209 12



UTOPIA DECK FAUCETS

21501 8" Deck Faucet with Swing Spout, Chrome, Clear Handles #20380R219 1
25652 8" Deck Faucet with Swing Spout, White, Clear Handles #20380R118WA 12

DECK FAUCET WITH "D" SPOUT

21508 4" Deck Faucet #20315R219 1



UTOPIA HI-RISE DECK FAUCET

The Utopia faucet is designed to handle those tall tasks in the kitchen. The Hi-Rise kitchen faucet makes room in your sink for tall pots, pails and containers that need to be washed or filled.

Deck Faucet, 8" Hi-Rise:

27297 Chrome #20380R143ABX 1
27298 White #20380R147WABX 1

UTOPIA HI-RISE SPOUT ONLY

The Utopia Hi-Rise spout is also available separately. Fits any existing Utopia deck faucet; spout comes packaged in poly bag with header card.

Hi-Rise Spout only:

27295 Chrome #91L160HR800 40
27296 White #91L160HR800W 40

UTOPIA CHROME SINGLE LEVER DECK FAUCET

8" centers. 1/2" MPT hook-up adapter. Solid brass underbody. Copper supply tubes.

21804 Kitchen Faucet (Not approved for sale in CA and VT) #29P10LF 3



UTOPIA FAUCET REPAIR KITS

Contains parts that are most commonly needed for repair of Utopia faucets. Included are stems and bonnets, spouts, diverters, handles and hot and cold buttons.

25783 Faucet Repair Kit for RV Faucets #25RK600 8

LASALLE BRISTOL BEVELED WASHERS



Beveled rubber washer with 3/8" hole, for standard center-set connection. Beveled rubber washer with 1/2" hole is for center-set connection and for toilet connection.

Beveled Washers, Bag of 100:

25720 LS 3/8" Hole #64WA39 10
25719 1/2" Hole #64WA35 1

FAUCETS & SHOWER ACCESSORIES

PLUMBING

L

In Section L:	Fresh Water Line	Filters	Winterizing	Pumps	Faucet & Shower	Sink & Drain	Holding Tanks	Drain Valves & Fittings	Drain Hose	Chemicals & Toilets
---------------	------------------	---------	-------------	-------	-----------------	--------------	---------------	-------------------------	------------	---------------------



UTOPIA FAUCETS WITH TEA POT HANDLES

Utopia Brush Nickel lavatory faucets with elegant tea pot handles. Contemporary design and finish for today's recreational vehicles. Individually boxed, 5 years warranty.

28655 Lavatory Faucet
#20377R300NABX 1

The high rise spout makes room for all you pots and pans.

28656 Kitchen Faucet
#20380R340NABX 1



UTOPIA PRODUCTS

4" PERSONAL SHOWER VALVES

21511 Shower Valve, Chrome, Clear Handles
#20354R207 10

25648 Shower Valve, White, Smoke Handles
#20354RW21 1

8" TUB/SHOWER DIVERTER, PLASTIC

21500 Plastic with Chrome Finish, Clear Handles
#20329R206 10

TUB/SHOWER DIVERTER, 4" CENTERS, PLASTIC

21509 Chrome Finish with Clear Handles
#20351207 10

21510 Parchment with Smoke Handles
#20351P21 1

25647 White with Smoke Handles
#20351W21 1



SINGLE BASIN FAUCET

Chrome 1/2" MPT includes nuts and washers. Carded.

20029 Basin Faucet (Not approved for sale in CA and VT) #21C3618Z 10



UTOPIA LAVATORY FAUCETS (4" CENTERS)

WITHOUT DIVERTER

21504 Chrome Faucet, Clear Handles
#20377R207 1

21505 Ivory Faucet, Smoke Handles
#20377RP21 1

25651 White Faucet, Smoke Handles
#20377RW21 1

WITH DIVERTER

For hand-held shower, celcon underbody.

21506 Chrome Faucet w/Diverter, Clear Handles
#20373207 10

25649 White Faucet w/Diverter, Smoke Handles
#20373W21 1



SPRAY AWAY FAMILY FROM D&W INC. AVAILABLE AT PHOENIX PRODUCTS



The spray away family available at Phoenix Products put a high pressure, concentrated water source within fast, easy reach and it require very little space.

Great for rinsing gear, cleaning fish, washing boats and vehicles, dousing campfires and many other chores that require higher water pressure than an external shower unit can provide.

SPRAY-AWAY HOT & COLD

- Hot and Cold outlet with quick connect.
- 5-1/2" square hole required for installation.
- Only 5-3/4" deep.

28738 "Spray-Port" Outlet Box with Latch Hot/Cold Valves, Quick Brass Connect
#SA-HC-BTW 10

REPLACEMENT PARTS



20214



28737



28739

28737 3-3/8" 2 handle faucet with Quick Connect fitting #P1403M-55QCI 10

28739 15' Coil Hose Assembly with brass insert for "Spray-Port" 8

20214 Quick connect adapter to hook up a standard thread garden hose
#9-SA-PT-ADPT 10

UTOPIA POPULAR REPLACEMENT PARTS

25262 Hot & Cold Buttons, CD/3
#39001 1

25263 Diverter Knobs, CD/2 #39002 1

Repair Parts For Utopia Faucets, Card of 2:
27350 Stem & Bonnet, 2-1/4"L., (flat washer style, 96 and newer) #39004 1

21702 Hook-up Elbows #39005 1

21646 Smoke Handles #39010 25

Clear Handles:

21647 Standard #39015 25

28732 Large #39016 25



FULL TUBS WITHOUT SKIRT

Formed ABS tubs come with a 1" foam support pad to ensure proper drainage. Each tub has a molded slip-resistant bottom. Satin textured finish helps hide accidental surface scuffs. Three sided nailing flange provides simple installation. Rolled front apron gives tub a finished look. UPS-able (unless mentioned).

24" x 36" (PW=Parchment White, W=White):

27703 RH Drain, PW #B243650191 1

28359 RH Drain, White #B243650121 1

27704 LH Drain, PW #B243650291 1

28360 LH Drain, White #B243650221 1

24" x 40" (PW=Parchment White, W=White):

27705 RH Drain, PW #B244050191 1

28363 RH Drain, White #B244050121 1

27706 LH Drain, PW #B244050291 1

28364 LH Drain, White #B244050221 1

24" x 46" (PW=Parchment White, W=White):

27581 ^{LS US only} RH Drain, W

#B244601121 1 1

STEP TUBS

24" x 36" (PW=Parchment White, W=White):

27699 RH Drain, PW #B243600191 1 1

28358 LH Drain, W #B243600221 1 1

24" x 40" (PW=Parchment White, W=White):

27701 RH Drain, PW #B244000191 1 1



TUB SURROUNDS - 3-WALL

H

Formed ABS tub/shower surrounds. Soap dishes/bottle shelves conveniently designed into corner. Easy clean satin textured finish. 1-piece seamless construction installs easily with foam tape. No added trim pieces required. Rolled finished edges and 90-degree fitted corners like fine home bath decor. Specially designed bottom flange overlaps tub and shower pan mounting flanges, no caulk needed. Not UPS'able.

PLASTIC SHOWER PAN

Formed ABS shower pans come with a 1" foam support pad to ensure proper drainage. Each pan has a molded slip-resistant bottom. Satin textured finish complements bath decor. Models with four nailing flanges can be installed in any position. UPS-able. Can also be used in Horse Trailers & Class A's.

THREE FLANGE, LEFT DRAIN AT 12" 24" X 32"



28668 White #B243210221 1

CORNER HEXAGON, CENTER DRAIN, WITH 8-1/2" FULL SKIRT, 34" X 34"



28448 White #B343414021 1

HOW TO SPECIAL ORDER DUO-FORM BATH PRODUCTS

1. IDENTIFY PRODUCT:

Full Tub (1), Step/Seat Tub (2), Shower Pan (3), Wall Surround (4).

2. HOW TO ORDER TUBS AND SHOWER PANS

A- Facing front of tub, identify drain location: Left Rear (1), Center Rear (2), Right Rear (3), Left Center (4), Mid Center (5), Right Center (6), Left Front (7), Center Front (8), Right Front (9), Left Neo (10), Center Neo (11) or Right Neo (12).

B- Measure the tub or shower pan:

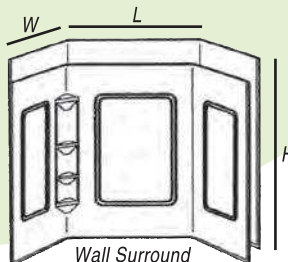

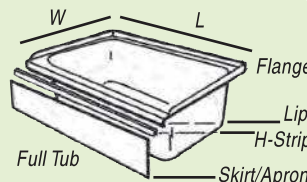
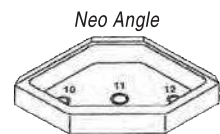
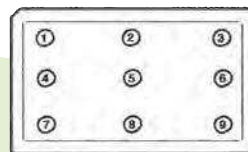
1. Measure "W" from back to outer front;
2. Measure "L" from left to right;
3. For Neo angle products measure "W" only (Measurement should be taken from top to surround).

3. HOW TO ORDER WALL SURROUNDS

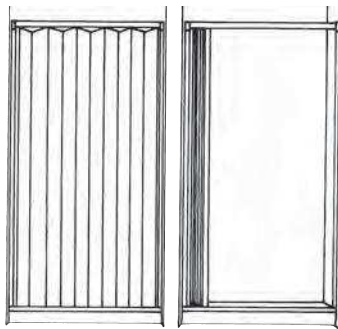
1. Measure "W" from back to front of outer edge;
2. Measure "L" from left to right;
3. Measure "H" from bottom of surround to top (Not from floor to top).

4. IDENTIFY COLOR

White (W) or Parchment White (PW).



In Section L:	Fresh Water Line	Filters	Winterizing	Pumps	Faucet & Shower	Sink & Drain	Holding Tanks	Drain Valves & Fittings	Drain Hose	Chemicals & Toilets
---------------	------------------	---------	-------------	-------	-----------------	--------------	---------------	-------------------------	------------	---------------------



IRVINE SHADE & DOOR PLEATED SHOWER DOORS

Add privacy and beauty to your RV's living and sleeping areas with a quality Pleated Folding Door from Irvine Shade & Door. The finest materials and workmanship combine for top performance. Heavy-duty stain resistant fabric matches the color coordinated hardware for best looks. "Handlebar rail system" ensures smooth, easy operation. Quick installation in minutes.

Pleated Shower Door:

- 78380** 36 x 57, Ivory #3657SI 1
- 78381** 36 x 57, White #3657SW 1
- 78382** 48 x 57, Ivory #4857SI 1
- 78383** 48 x 57, White #4857SW 1
- 78384** 36 x 67, Ivory #3667SI 1
- 78385** 36 x 67, White #3667SW 1



OXYGENICS® BODYSPA® SKINCARE™ SHOWER

Put jet engine power in your shower with this attractive hand-held shower head. Patented technology increases oxygen content in your water and self-pressurizes for the best shower experience possible. Comfort control adjusts from soft to stimulating. No clogging guaranteed. Includes wand, 59" hose, wand holder, comfort regulator, washers, teflon tape and easy installation instructions. Limited lifetime warranty. Available in 2.5 gpm.

BodySpa® SkinCare™ Shower, w/Metal hose:

- 28550** LS Chrome #10123 6
- 28730** LS White #15123 6

BodySpa® SkinCare™ Shower, w/Plastic hose:

- 20464** **NEW!** Chrome #10127 6
- 20465** **NEW!** White #15127 6

For outdoor showering and various cleaning tasks.

*Cut-out dimensions:
11" W x
6" H x
6-1/2" D.*

THETFORD EXTERIOR SHOWER BOX



- Mountable shower box for hot & cold water.
- Durable, impact resistant. • UV stable, fade resistant. • Stylish clear knobs. • Key lock (supplied with 2 keys) to ensure security. • Hand held shower head with long reaching 59" flexible vinyl hose. • Convenient water saving on/off valve on showerhead. • Built in bracket to hold showerhead. • CSA and IAMPO approved. • Packaged.
- Package dim. : 6:H x 9.5"W x 14.5"D, 3lbs.

28579 Exterior Shower Box #36765 1



ITC EXTERIOR SHOWER

Smartly designed exterior shower features quality components in a stylish presentation within a compact box (10.5" W x 6" H x 4" D) that installs both vertically and horizontally for versatility. High-impact automotive grade ABS is temperature stable, UV & impact resistant and paintable with reinforced 5' CSA approved PVC hose. Featuring a key locked door and stainless steel hinge pins, this washdown is code compliant and CSA approved with a brass anti-siphon vacuum breaker. Polar White.

28345 Exterior Shower #97023-A-D 10

PLASTIC BATH/TUB REPAIR KIT

2-part epoxy system self-contained in a mixing pouch with fiberglass patch, sandpaper and application brush. Permanently fixes holes and cracks up to 1" dia. in 20 minutes. No need to remove tanks, tubs or shower stalls. For all types of plastic and fiberglass. Almond/White color.



25422 Tub Repair Kit #002-90216 6

JR PRODUCTS EXTERIOR SHOWER/ WASHDOWN



Great for washing off the sand after a day on the beach, cleaning up tools, cooking utensils and evening dishes or just cooling off. The hatch is durable, resists salts and chemicals and is UV protected. It is paintable with little or no preparation and will not yellow or fade. The updated design also keeps the shower hose inside the hatch rather than feeding it into the RV, which also increases the possibilities for installation. The unit is both IAPMO and CSA approved.

28546 Exterior Shower, Polar White, Packaged #5M102-A 9

Accessories for Exterior Shower:

- 28548** Replacement Shower Head, Packaged #QQ-SHHE-A 1
- 28549** Replacement Shower Hose, Packaged #QQ-SHHO-A 1
- 45615** Replacement Shower Faucet, Packaged #QQ-SHMI-A 1



LASALLE BRISTOL STRAINERS

JR. SHOWER STRAINER

2 1/2" flat top strainer for sinks, showers and tubs. Metal. CD/1.

23285 Jr. Strainer #33949020922 1

SHOWER STRAINER

4 1/2" flat top strainer for showers and kitchen sinks. Metal.

23278 Shower Strainer #33R450LES 50

BATHTUB DRAIN

2 1/2" popstop bathtub drain with positive push-pull seal. Stopper seats and seals, at finger-tip touch; lifts easily to drain. Plug is completely removable for cleaning. Packaged with locknut.

21830 Bathtub Drain, CD/1 #39116 1

JR PRODUCTS TUB STRAINER & DRAIN STOPPER

1-1/2" plastic strainer and stopper is a perfect replacement for any tub or sink. Replaces any 2" drain and comes with a new screw-in plastic stopper.

27641 Tub Strainer & Stopper, Pkg.
#184030-A 1

27798 Replacement Drain Stopper, Pkg.
#160-73-6-A 24



JR PRODUCTS UNIVERSAL SHOWER DOOR ROLLER

Direct replacement for Tubmaster brand shower doors and easily replaces many other types of shower door roller units. Made of durable polypropylene for a long life.

45357 Shower Door Roller, Pk/2
#81745 24



RV DESIGNER TUBMASTER ROLLER

Replacement roller for Tubmaster shower door.

28384 Tubmaster Rollers, CD/2
#H573 1



JR PRODUCTS SHOWER STRAINER WITH GRID

This 1-1/2" all purpose shower strainer is the perfect replacement for any area where a plug is not needed. The steel grid keeps items from entering your plumbing system and is easily cleaned. The grid is removable if access is needed to the plumbing.

27811 Strainer, Grid, Locknut & Rubber Washer, Pkg. #9495-209-022 18

Fits up to a 2" drain opening.
Made of die cast steel.

28547 Strainer, Grid, Locknut, Slipnut, Rubber Washer & Plastic Washer, pkg
#9495-211-022 28



BRISTOLITE 2 1/2" TUB DRAIN WITH RUBBER STOPPER

Features rugged wrenching cross; installs easily without tools or sealing compound.

23082 Drain w/Stopper #65CAR227 1



TUB STRAINER

2 1/2" metal tub strainer with stopper. Card of 1.

23286 Tub Strainer
#33949020822 10



JR PRODUCTS UNIVERSAL STRAINER WITH RUBBER STOPPER

• Fits up to a 2" drain opening. • Constructed of die cast steel. • Includes: strainer, rubber stopper, plastic washer, rubber washer & slipnut. • Replacement stopper is 1-5/8". • Packaged.

27813 Strainer w/ Rubber Stopper
#9495-205-022 1

27814 Replacement 1-5/8" Rubber Stopper
#6006-100 1



3 1/2" SINK STRAINER WITH BASKET

23279 Strainer
with Basket
#39166 25



JR PRODUCTS STRAINERS

Lightweight and easy to install. Comes complete with lock nut, foam gasket and strainer. Commonly used in bathtub, shower and lavatory sink applications. Fits up to a 2" drain opening. Packaged.



20252



20253

STRAINER WITH RUBBER STOPPER

Plastic Strainer w/Rubber Stopper:

20253 Chrome #95075 20

20252 Parchment #95065 20

20251 White #95055 20

Replacement Rubber Stopper, Packaged:

20255 White #95085 24



20250

20249

20247

STRAINER WITH SCREW-IN BASKET

Plastic Strainer w/Screw-In Basket, Packaged:

20249 Chrome #95035 20

20248 Parchment #95025 20

20247 White #95015 20

Replacement Screw-In Basket, Packaged:

20250 White #95045 24

STRAINER BASKET WITH FOUR PRONGS

20246 Replacement
Basket, Plastic, Packaged
#95005 36



20260

20256

20261

STRAINER WITH POP-STOP STOPPER

Plastic Strainer
w/Pop-Stop Stopper, Packaged:

20261 Chrome #95135 20

20259 Parchment #95115 20

20256 White #95095 20

Replacement Pop-Stop Stopper, Packaged:

20262 Chrome #95145 36

20260 Parchment #95125 36

20258 White #95105 36



20280

20282

20279

STRAINER WITH SHOWER GRID

Plastic Strainer w/Grid:

20282 Chrome #95175 20

20280 Parchment #95165 20

20279 White #95155 20

SINK & DRAIN ACCESSORIES

PLUMBING

L

In Section L:	Fresh Water Line	Filters	Winterizing	Pumps	Faucet & Shower	Sink & Drain	Holding Tanks	Drain Valves & Fittings	Drain Hose	Chemicals & Toilets
---------------	------------------	---------	-------------	-------	-----------------	--------------	---------------	-------------------------	------------	---------------------



25653, 25046

BRISTOLITE 2 1/2" TWISTOP BASKET STRAINER

23084

Basket seats and seals at the twist of the wrist.

23084 Chrome Basket, Full Assembly, CD/1
#39117 25

25653 Plastic Crumb Cup, White, CD/2
#39105 1

25046 Plastic Crumb Cup, White
#91500127 1



JR PRODUCTS SINK STRAINER WITH THREADED BASKET



22162

20329

Drain strainer with easy-to-use threaded basket for kitchen and lavatory sinks. Basket makes a sure seal but can be loosened to drain the sink while keeping items from entering your drain. Fits up to a 2" opening. Die cast steel.

20329 Strainer, Basket, Rubber Washer & Locknut, Packaged #9490-215-022 28

22162 Strainer, Basket, Tail Flange, Slipnut, Locknut, Rubber Washer, Packaged #9490-217-022 28

20330 Basket Only, Packaged #9491-300-062 1

See section A of this book for more sink strainers and stopper



20285

20283

JR PRODUCTS EXTERIOR EVACUATION DRAIN TRAP

Used for draining a sink or shower directly to the exterior of the unit for easy disposal using a bucket or portable holding tank. Often used on fold down campers and marine applications. Connected using a 3/4" vinyl or plastic tubing and the exterior port is a standard 3/4" MPT water hose connection.

Exterior Evacuation Drain Trap, Packaged:

20285 Drain Trap #95195 20

20283 Drain Port #95185 20

LASALLE BRISTOL SINKS



REVERE STAINLESS STEEL SINK LESS LEDGE



Revere Stainless Steel self rimming single bowl sink. Overall size: 17"x13"x5"; cut-out size: 16 1/2"x12 1/2". Drain 2 1/2".

28659 Single Sink #13RSM1713LL 6



28657

28658

REVERE STAINLESS STEEL DOUBLE SINK WITH LEDGE

Revere Stainless Steel self rimming double bowl sink. Drain 2 1/2".

28657 27"x16"x7"; Cut-out size: 26 1/4" x 15 1/4"
#1317SSD27167 40

28658 25"x17"x5 1/2"; Cut-out size: 24 1/4" x 16 1/4"
#1317SSD251735 40

NEW! ROUND STAINLESS STEEL SINKS

20336 10" stainless steel round sink; 10-3/8" overall size, 9-7/8" cut out size
#131722SR10 40

20335 13" stainless steel round sink; 13" overall size, 12-1/2" cut out size
#1317SSRD13 40

NEW! 10"X13" OVAL STAINLESS STEEL SINK

- Requires a 1-1/2" drain.
- 13-1/4" x 10-1/2" overall size.
- 12-3/4" x 10" cut out size.

20337 10" x 13" Oval SS Sink
#1317SSOV1013 40



Requires a 2" drain.

Requires a 1-1/2" drain.



20336

20337

PLASTIC OVAL LAVATORIES

10" x 13" self-rim; 8" x 11" cutout. Comes with a glue-in tailpiece and a stopper.

21940 Bone #16156PP 6

17" x 20". Without tailpiece; requires a 1-1/4" C.O. Plug (not included).

Oval Lavatory:

21780 White #16305PW 6

21779 Ivory #16305PP 6



21940

21780



20081

20084

VALTERRA SWIVEL 360° DRAIN CONNECTORS



1-1/2" X 3/4" Drain Connector. Carded.

20081 90° #T01-0091VP 25

20084 Straight #T01-0094VP 25



The Original -
Popular since 1972.



Garden
Hose
Thread
Terminal



ZEBRA RV ACCESSORIES COVERED BUCKET

HOLDING TANK FOR SINK
AND BATH WASTE WATER



The Covered Bucket collapses into 2" x 10" x 10" for storage, yet holds more than 5 gallons (20 liters) of sink (grey) waste water. A positive shut-off valve prevents spills and the collapsible design means no venting is required. It comes with a 4 foot hose that attaches to your RV's male garden hose thread outlet. It is the least expensive model that meets all State and Campground Regulations for grey waste water disposal.

Packaged in a slim, shrink wrap package, a convenient hanging tab is provided for display hanging. Weighs less than 1 lb when empty.

20160 Covered Bucket, Grey Water Tank
#R7701 12

LIFESAFE



LIFESAFE SUPER SEAL TAPE

Emergency repairs, stops leaks, forms solid rubber wrap. Strips clean, leaves no messy adhesive or residue. Holds 100psi at 220°F. Works wet or dry, greasy or dirty. Shrinks about 3% to form an airtight, waterproof seal. Use for outdoor plumbing, automotive hoses, broken water lines, electrical cables, garden hose repair, boat and RV repair, wire bundles, extension cord connectors, sports equipment, tool grips, power tools and rope ends.

47900 Super Seal Tape, 1" x 16 ft.
#RE3845ES 12

HENG'S INDUSTRIES STAINLESS STEEL SINKS



DOUBLE SINKS STAINLESS STEEL (SELF-RIMMING)

5" DEPTH

- Self-Rimming. • Double Bowl.
- 300 Series Nickel-Chrome 22 gauge Stainless Steel.
- 22-1/2" x 14-1/2" cutout, 23" W x 15.75" L x 5" D.

28596 Double Sink
#SSD-2315-5-22 4



SINGLE SINK STAINLESS STEEL (SELF-RIMMING)

- Self-Rimming. • Single Bowl.
- 300 Series Nickel-Chrome 22 gauge Stainless Steel.
- 11-5/8" x 14" cutout, 13" W x 15" L x 5" D.

28591 Single Sink #SSS-1315-5-22 20



5" DEPTH

- Self-Rimming. • Double Bowl.
- 300 Series Nickel-Chrome 22 gauge Stainless Steel.
- 24-1/2" x 14-1/2" cutout, 25" W x 15" L x 5" D.

28594 Double Sink
#SSD-2515-5-22 6



7" DEPTH - DOUBLE SINK STAINLESS STEEL (SELF-RIMMING)

- Self-Rimming. • Double Bowl.
- 300 Series Nickel-Chrome 20 gauge Stainless Steel.
- 26.5" W x 15.5" L cutout, 27" W x 16" L x 7" D.

28593 Double Sink #SSD-2716-7 4



7" DEPTH - WITH BRILLIANT SATIN SANDED BOWL AND DECK FINISH

- Self-Rimming. • 3 Hole Double Bowl.
- 300 Series Nickel-Chrome 20 gauge Stainless Steel.
- 32-1/2" x 18-1/2" cutout, 33" W x 19" L x 7" D.

28595 7" Deep Sink
#SSD-33193-7 4

CAMCO FLEXIBLE CAMPER DRAIN



Complete rust proof drain system designed especially for campers and RVs. Drain trap is made of durable, chemical resistant polypropylene, evacuation flange is made of durable ABS construction with UV stabilizers. Includes 25' of 3/4" ID hose, Camper Drain Trap and Evacuation Flange.

28702 Flex Drain, Polar White #37420 6



SINK & DRAIN ACCESSORIES • ABS FITTINGS

PLUMBING

L

In Section L:	Fresh Water Line	Filters	Winterizing	Pumps	Faucet & Shower	Sink & Drain	Holding Tanks	Drain Valves & Fittings	Drain Hose	Chemicals & Toilets
---------------	------------------	---------	-------------	-------	-----------------	--------------	---------------	-------------------------	------------	---------------------



LASALLE BRISTOL POPSTOP

Vanity drain. 1 1/4" x 5". One-piece chrome C.O. plug and stainless steel ring. Carded.

- 21832** Popstop Vanity Drain #39136 25
- 25654** Replacement Popstop Only, Chrome #39135 1



LASALLE BRISTOL VENT CHECK 2

1-1/2" ABS *Vent Check 2* breaks the siphoning action caused by water draining. The sealing disc inside vent check automatically opens and closes allowing proper draining without septic gas escaping. The 1-1/2" *Vent Check 2* is designed to meet current plumbing standards and is interchangeable with old style vent checks.



NEW!



- 20460** Vent Check 2 #74PV240BB 50

LAVATORY DRAIN/TRAP PACK

Features popstop vanity drain and ABS P-Trap, plus poly gaskets for 1 1/4" and 1 1/2" pipe.

- 21795** Lavatory Drain/Trap Pack #652006CPS 1



ZEBRA RV ACCESSORIES FLEX-DRAIN KIT

- 24" Non-kink tubing.
- Sink strainer included.
- Evacuation flange with cap & strap included.
- Gas trap included.
- Packaged.

- 20175** Polar White #RM1522P 12



SHOWER DRAIN/TRAP PACK

Complete with shower strainer and stainless grid, ABS P-Trap, swivel strainer adapter and locknut. Includes poly gaskets for 1 1/4" and 1 1/2" pipe.

- 21826** Shower Drain/Trap Pack #652010LP 1




RECTORSEAL CEMENT

RECTORSEAL ABS CEMENT

For connecting ABS plastic pipe and fittings. Bonds ABS pipe and/or fittings only. Approved for potable water. Dauber-top cans. Black.

ABS Cement:

- 20277** 4-Oz. #55938 24
- 20269** 8-Oz. #55940 24
- 20802** Pint #55942 12
- 23363** Quart #55944 1



ALL PURPOSE CEMENT

For cementing PVC and/or CPVC to ABS. Dauber-top 4-oz. can.

- 21353** All Purpose Cement #55969 24

PVC CEMENT

For PVC Types I and II potable water, DWV and SW pipe and fittings up to Schedule 40 and up to 6" diameter. Dauber-top 4-oz. can.

- 23351** PVC Cement #55901 24



ABS CONTINUOUS WASTE

ABS continuous waste. Adjusts 12" to 16" in length.

Continuous Waste, CD/1:

- 21835** 1 1/4" #39140 12
- 21836** 1 1/2" #39144 15
- 23097** 1 1/2" with 3/4" Dishwasher Spout #39145 1



'P' TRAP

ABS plastic with strainer adapter. Includes poly gaskets for 1 1/4" and 1 1/2" pipe.

- 21834** P-Trap Assembly #652011P 1

1 1/2" 'P' TRAP

Black tubular P-trap, carded.

- 23094** 1 1/2" P-Trap #39131 15



1 1/4" 'P' TRAP WITH UNION

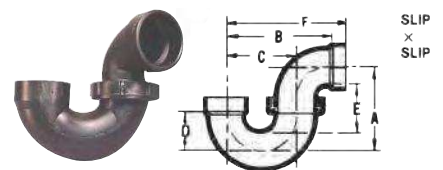
- 23134** 1 1/4" P-Trap Hub x Hub #633210E 1



BATHTUB DRAIN/TRAP PACK

Complete with chrome popstop bathtub drain, ABS P-Trap, swivel strainer adapter and locknut. Includes poly gaskets for 1 1/4" and 1 1/2" pipe.

- 21837** Bathtub Drain/Trap Pack #652010CPS 1



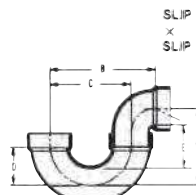
'P' TRAP WITH DOUBLE SEAL UNION

- 20870** 1 1/2" Fitting, A=3 5/8", B=4 15/32", C=3 1/4", D=1 7/16", E=2" #633211N 25



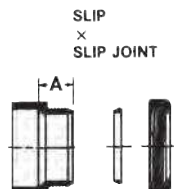
'P' TRAP WITH SOLVENT WELD JOINT

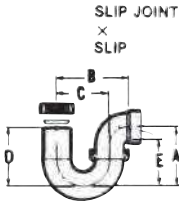
- 20864** 1 1/2" Fitting, A=3 3/4", B=5 7/32", C=4", D=1 13/16", E=2 1/8" #633201 25



TRAP ADAPTER

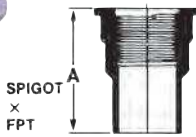
- 20878** LS 1 1/4" x 1 1/4" Adapter, A=3 1/32" Plastic Nut #632850A 25
- 20879** 1 1/2" x 1 1/2" Adapter, A=3 1/32" Plastic Nut #632851A 5
- 20881** 1 1/2" x 1 1/4" Adapter, A=1 11/16" Plastic Nut #632860A 5



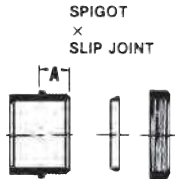
**'P' TRAP WITH LA PATTERN**

20873 1 $\frac{1}{4}$ " Fitting, A=3 $\frac{3}{8}$ ", B=4 $\frac{11}{32}$ ", C=3 $\frac{1}{4}$ ", D=3 $\frac{3}{8}$ ", E=2" #633220A 1

21347 1 $\frac{1}{2}$ " Fitting, A=3 $\frac{5}{8}$ ", B=4 $\frac{15}{32}$ ", C=3 $\frac{1}{4}$ ", D=3 $\frac{1}{4}$ ", E=3 $\frac{5}{8}$ " #633221A 25

**MALE STRAINER ADAPTER**

20924 1 $\frac{1}{2}$ " Male Strainer Adapter, A=3 $\frac{3}{8}$ " #6332117 1

**TRAP ADAPTER FITTING**

20844 1 $\frac{1}{4}$ " x 1 $\frac{1}{4}$ " Adapter, A=1 $\frac{5}{16}$ " Plastic Nut #632800A 5

20845 1 $\frac{1}{2}$ " x 1 $\frac{1}{2}$ " Adapter, A=1 $\frac{5}{16}$ " Plastic Nut #632801A 25

**FEMALE STRAINER ADAPTER**

20925 1 $\frac{1}{2}$ ", A=1 $\frac{7}{8}$ " #6332119 1

**SWIVEL STRAINER ADAPTER ASSEMBLY (CONTINUOUS WASTE)**

20981 1 $\frac{1}{4}$ " x 1 $\frac{1}{2}$ " Adapter, SP x FPT #633214 100

23140 1 $\frac{1}{2}$ " Adapter, SP x FPT #633215 1

23141 1 $\frac{1}{2}$ " Adapter, EXT. SP x FPT #633216 1

**TAIL PIECE ADAPTER**

Tail Piece Adapter:

23135 1 $\frac{1}{2}$ " #633211X 25

23136 1 $\frac{1}{2}$ " x 1 $\frac{1}{4}$ " #633211Y 25

**CLEANOUT ADAPTER FITTING**

20896 1 $\frac{1}{2}$ ", A=2 $\frac{5}{32}$ " #633701 25

20898 3", A=1 $\frac{3}{32}$ " #633703 25

ABS THREADED CAP

20813 1 $\frac{1}{2}$ " Threaded Cap Fitting, A=1 $\frac{1}{4}$ " #633091 25

**NUTS AND WASHERS**

Slip Joint Nut:

21542 1 $\frac{1}{2}$ ", A=1 $\frac{9}{32}$ " #633931 5

Slip Joint Washer:

24222 1 $\frac{1}{4}$ " #349210003 1

24223 1 $\frac{1}{2}$ " #65300 1

24224 1 $\frac{1}{2}$ " x 1 $\frac{1}{4}$ " #65301 1

THREADED CLEANOUT PLUG

Threaded Cleanout Plug Fitting:

20815 1 $\frac{1}{4}$ ", A=1" #633050 1

20816 1 $\frac{1}{2}$ ", A=1 $\frac{3}{8}$ " #633051 25

20819 3", A=1 $\frac{3}{4}$ " #633053 25

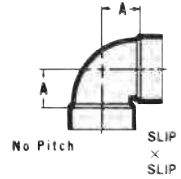
ABS SLIP COUPLINGS

20917 1 $\frac{1}{4}$ ", A=1 $\frac{1}{8}$ " #633000 50

20918 1 $\frac{1}{2}$ ", A=1 $\frac{1}{8}$ " #633001 1

20919 2", A=1 $\frac{1}{8}$ " #633002 1

20920 3", A=3 $\frac{1}{16}$ " #633003 48

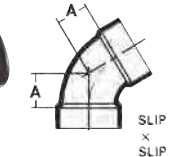
1/4 BEND, VENT (90° ELBOW)

20838 1 $\frac{1}{4}$ ", A=1" #632200 1

20839 1 $\frac{1}{2}$ ", A=1 $\frac{3}{16}$ " #632201 1

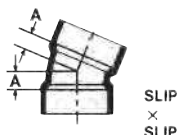
20840 2", A=1 $\frac{1}{2}$ " #632202 1

20841 3", A=1 $\frac{7}{8}$ " #632203 30

1/6 BEND (60° LONG ELBOW)

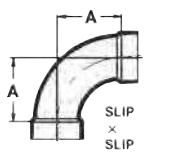
20829 1 $\frac{1}{2}$ " Elbow, A=1" #632601 1

20831 3" Elbow, A=1 $\frac{11}{16}$ " #632603 10

1/16 BEND (22 1/2° ELBOW)

20855 1 $\frac{1}{2}$ " Elbow, A=1 $\frac{1}{2}$ " #632551 1

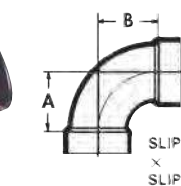
20857 3" Elbow, A=1 $\frac{3}{16}$ " #632553 40

**LONG SWEEP, 1/4 BEND (90° EXTRA LONG ELBOW)**

20832 1 $\frac{1}{4}$ ", A=2 $\frac{1}{4}$ " #632275 1

20833 1 $\frac{1}{2}$ ", A=2 $\frac{3}{4}$ " #632276 1

20835 3", A=4 $\frac{1}{16}$ " #632278 20

1/4 BEND (90° LONG ELBOW)

20822 1 $\frac{1}{4}$ " Elbow, A=1 $\frac{1}{2}$ ", B=1 $\frac{1}{2}$ " #632250 25

20823 1 $\frac{1}{2}$ " Elbow, A=1 $\frac{3}{4}$ ", B=1 $\frac{3}{4}$ " #632251 25

20826 3" Elbow, A=3 $\frac{1}{16}$ ", B=3 $\frac{1}{16}$ " #632253 30

20828 3" Elbow, A=3 $\frac{1}{16}$ ", B=4 $\frac{9}{16}$ ", Slip x Thread #6322531 20

90° ELBOW SHORT TURN

Hub x Thread.

21820 3" x 3" Elbow, Short Turn #6322031 25

ABS FITTINGS & PIPES

PLUMBING

L

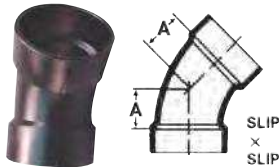
In Section L:	Fresh Water Line	Filters	Winterizing	Pumps	Faucet & Shower	Sink & Drain	Holding Tanks	Drain Valves & Fittings	Drain Hose	Chemicals & Toilets
---------------	------------------	---------	-------------	-------	-----------------	--------------	---------------	-------------------------	------------	---------------------



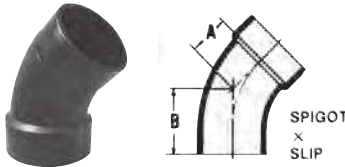
SINGLE SOCKET, 1/4 BEND (90° LONG STREET ELBOW)

- 21530** 1 1/4" Elbow, A=1 1/2", B=2 1/4" #632450 1
- 21531** 1 1/2" Elbow, A=1 3/4", B=2 1/2" #632451 1
- 21532** 2" Elbow, A=2 5/16", B=3 3/16" #632452 1
- 21533** 3" Elbow, A=3 1/16", B=4 9/16" #632453 25
- 21346** 3" Elbow, A=4 1/16", B=4 1/16" #635278 20

1/8 BEND (45° LONG ELBOW)



- 20850** 1 1/2", A=1 1/8" #632501 1
- 20852** 3", A=1 3/4" #632503 25



SINGLE SOCKET, 1/8 BEND (45° LONG STREET ELBOW)

- 21526** 1 1/4" Elbow, A=1", B=1 3/4" #632400 1
- 21527** 1 1/2" Elbow, A=1 1/8", B=1 7/8" #632401 1
- 21528** 2" Elbow, A=1 1/2", B=2 3/8" #632402 1
- 21529** 3" Elbow, A=1 3/4", B=3 1/4" #632403 25

VENT TEE

Slip x slip x slip.



- 20929** 1 1/2" All 3 Ends, A=2 3/8", B=1 13/16" #632101 5

3-WAY ELBOW

3-Way Elbow, Hub x Hub x Hub:



- 23128** 1 1/2" #632261 1
- 23130** 3" #632263 10



SANITARY TEE, REDUCING

- 20821** 3" x 3" x 1 1/2" Fitting, A=2 11/16", B=1 3/4", C=2 9/16" #632131 20



SANITARY TEE

s=Slip;
h=Hub;
fpt=Female Pipe Thread.

- 20901** 1 1/4" All 3 Ends, P-s, Q-s, R-s #632150 1
- 20902** 1 1/2" All 3 Ends, P-s, Q-s, R-s #632151 1
- 20903** LS 2" All 3 Ends, P-s, Q-s, R-s #632152 25
- 20904** 3" All 3 Ends, P-s, Q-s, R-s #632153 25

90° ELBOW WITH HEEL OUTLET

Hub x Hub x Hub.



- 23126** 3" x 3" x 2" Short Turn #632245 25



SINGLE LONG TURN T-WYE

Single Long Turn T-Wye, Hub x Hub x Hub:

- 23149** 1 1/2" #634301 1
- 23151** 3" #634303 15



45° WYE

Slip x slip x slip.

- 20860** P=3" x Q=3" x R=1 1/2"; A=4 1/4", B=1/2", C=4 9/16" #632331 25



PIPE INCREASER/REDUCER

ABS Pipe Increaser:

- 21348** 1 1/2" x 2", A=1 7/32" #633022 1
- 21761** 1 1/2" x 3", A=7/8" #633023 25
- 21349** 2" x 3", A=7/8" #633024 1



3" ABS THREADED NIPPLE



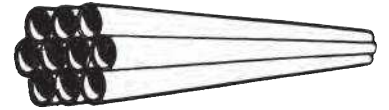
3" ABS Nipple, Threaded On Both Ends (TBE):

- 20067** 3" TBE #T3503 5
- 20068** 4" TBE #T3504 6
- 20069** 6" TBE #T3506 32
- 20070** 8" TBE #T3508 6



FLUSH BUSHINGS

- 21534** 1 1/2" x 1 1/4" Bushing, A=1 5/16", B=3/16" #632750 1
- 21535** 2" x 1 1/4" Bushing, A=1 1/16", B=5/16" #632760 1
- 21536** 2" x 1 1/2" Bushing, A=1 1/16", B=9/16" #632752 1
- 21537** 3" x 1 1/2" Bushing, A=1 3/4", B=1" #632762 1



ABS PIPE-COMMON SIZES

ABS, Schedule 40. For all DW-V applications. IAPMO approved. 10 ft. lengths.

ABS Pipe, 10 ft. L:

- 21815** 1 1/4" #61C4510 1
- 20909** 1 1/2" #61C5010 1
- 20910** 2" #61C5510 1
- 20911** 3" #61C6510 1



ABS ADAPTER

Female Adapter:

- 20890** 1 1/2", A=1" #632891 25
- 20891** 2", A=1" #632892 1
- 20892** 3", A=1 1/2" #632893 35

Male Adapter:

- 21816** 1 1/4" x 1 1/4" #632870 25
- 21671** 1 1/2" x 1 1/2", A=1 1/32" #632871 1
- 20886** 3" x 3", A=2" #632873 1

TOTE-N-STOR DRAIN WATER TANKS

In Section L:	Fresh Water Line	Filters	Winterizing	Pumps	Faucet & Shower	Sink & Drain	Holding Tanks	Drain Valves & Fittings	Drain Hose	Chemicals & Toilets
---------------	------------------	---------	-------------	-------	-----------------	--------------	---------------	-------------------------	------------	---------------------

Tote-N-Stor

Portable Waste Transporters

5 Convenient Tote-N-Stor Sizes:
6, 11, 15, 25 & 32 Gallons

Tote-N-Stor Portable Waste Transporters provide you with the added waste water storage for those long stays without moving your RV.

Easy-to-carry
6-gallon
#25951



The 15, 25 and 32 gallon tanks come with 36" of 3" drain hose (28209), 1 hose clamp (20138) and a tow bracket (25644) as standard accessories.

The larger 15, 25 and 32 gallon models add capacity, along with the convenience of a storage compartment for those commonly needed fittings used to connect or drain your portable tank. These tanks can be used in conjunction with both gray and black water holding tanks.



TOTE-N-STOR DRAIN WATER TANKS

PLUMBING

L

In Section L:	Fresh Water Line	Filters	Winterizing	Pumps	Faucet & Shower	Sink & Drain	Holding Tanks	Drain Valves & Fittings	Drain Hose	Chemicals & Toilets
---------------	------------------	---------	-------------	-------	-----------------	--------------	---------------	-------------------------	------------	---------------------



WITH QUIET RUBBER WHEELS!

Quality Constructed...Great Value!

Accessories stored in special storage compartment on 15, 25 & 32 gallon models. Accessories included: 15" garden hose, 3/4" gray water hook-up hose, garden hose cap, sewer hose adapter, 36" of 3" sewer hose, hose clamp and a tow bracket.

32-Gal. 25609



11-Gal. 25606



Take it away!
The 25644 Towing Bracket makes it easy to tote a full tank.



6 GALLON TOTE-N-STOR

Your basic Tote. Easy to carry, without wheels. 21" L x 13 1/2" W x 9"H.

25951 6 Gal. Tote-N-Stor #25951 1

11 GALLON TOTE-N-STOR

With wheels. 31 3/8" L x 15 1/2" W x 9"H

25606 11 Gal. Tote-N-Stor #25606 29

15 GALLON TOTE-N-STOR

With wheels and storage compartment and accessories. 31 1/4" L x 17 3/4" W x 11 5/8" H

25607 15 Gal. Tote-N-Stor #25607 20

25 GALLON TOTE-N-STOR

With wheels and storage compartment and accessories. 35 1/4" L x 24" W x 11 5/8" H

25608 25 Gal. Tote-N-Stor #25608 16

32 GALLON TOTE-N-STOR

With wheels and storage compartment and accessories. 45 3/4" L x 24" W x 11 5/8" H

25609 32 Gal. Tote-N-Stor #25609 16

Replacement Parts for Tote-N-Stor:

- 25610** 15" Garden Hose #W01-3018 10
- 20099** Garden Hose Cap & Strap #20099 100
- 24654** Standard Straight Hose Adapter, CD/1 #24654 30
- 24655** 3" Cap with Garden Hose Fitting #24655 40
- 27282** Replacement Lid #27282 3

Accessories for Tote-N-Stor:

- 25644** Towing Bracket #25644 30
- 27283** Accessory Kit, Includes; **25610** (15" Garden Hose), **20099** (3/4-inch Cap & Strap), **24650** (Straight Hose Adapter), **20138** (Hose Clamp), and **24655** (Termination Cap) #27283 1
- 27551** Rubber Wheel Kit #43115 1

- Completely Assembled
- Rugged Construction
- Larger sizes include FREE Accessory Kit



THETFORD'S IMPROVED SMARTTOTE™ PORTABLE WASTE TANKS

A premium portable waste tank that delivers the utmost in ease of use, convenience, sanitation and ease of storage. Theftford's innovative design brings it all together with patented hose handling and AutoStop™ fill shutoff to prevent spills.

- Saves time, effort, hassle!
- Completely self-contained; nothing else to buy.

PERMASTORE HOSE HANDLING & STOWAGE

Self-storing sewer hose stays connected at bottom of tank. Cradle pivots; hose extends 5 feet. Ingenious! No more mess or worry about where to stow the hose. A bayonet cap prevents spills. Just pull out and connect to fill or empty. Hose returns neatly into its cradle. The onboard water hose (all models except 12-gallon) provides easy cleanout, and friction-fits on the tank for convenient storage.

AUTOSTOP™ LEVEL GAUGE

There's no guessing with the AutoStop level gauge/valve. It monitors the fill level to prevent messy overflowing, and stops the flow when the tank is full. The gauge is removable for easy maintenance, and releasing its vacuum helps drain the contents at the bottom of the tank.

EASY HANDLING—NO HEAVY LIFTING

The LX models have 4 wheels. LX tanks remain horizontal throughout use, even when draining. The LX tow handle pivots for convenient transit, hooks to any ball hitch, and folds flat onto tank without disassembly for fast, easy storage.

SMARTTOTE™

IMPROVED for 2008!



- Saves time, effort, hassle
- PermaStore™ hose stays connected to tank; collapses into pivoting cradle for neat, compact storage
- AutoStop™ gauge prevents messy overflowing
- Molded tow handle on LX models folds flat
- Self-storing rinse hose on all models (except SmartTote 12)
- LX models have tow handle and 4 wheels for easy handling

SmartTote Premium Portable Waste Tank:

- 28491** SmartTote 12, 12-Gallon 2-Wheel Tank; 30" L x 18-1/8" W x 10-1/2" H (Equipped with 2 Wheels (5" Rear); Dump Cap (3" Bayonet); Cap for water inlet (receptacle retrofit-able to level gauge) #40505 1
- 28492** SmartTote 18LX, 18-Gallon 4-Wheel Tank with Handle; 34-1/8" L x 19-3/4" W x 14-3/8" H (Equipped with 4 Wheels; Tow Handle; 5' PermaStore™ Hose; AutoStop™ Level Gauge; Water Hose) #40510 1
- 28493** SmartTote 27LX, 27-Gallon 4-Wheel Tank with Handle; 39" L x 23-7/8" W x 14-3/8" H (Equipped with 4 Wheels; Tow Handle; 5' PermaStore™ Hose; AutoStop™ Level Gauge; Water Hose) #40515 1
- 28494** SmartTote 35LX, 35-Gallon 4-Wheel Tank with Handle; 47-5/8" L x 23-7/8" W x 14-3/8" H (Equipped with 4 Wheels; Tow Handle; 5' PermaStore™ Hose; AutoStop™ Level Gauge; Water Hose) #40520 ♦ 1



Self-storing sewer hose stays connected; just remove the cap and pull out the hose.



Easy to connect hose for filling.



The hose cradle swivels down for draining without lifting the tank.



Self-storing water hose for easy tank cleaning.



AutoStop™ helps drain the remnants in the tank bottom.

THETFORD NON-FORMALDEHYDE STORAGE DEODORANT

Non-formaldehyde holding tank deodorant controls odors for up to 6 months in empty tote tanks and RV holding tanks during storage. Lubricates seals. Compatible with anti-freeze solutions.

Theftford Storage Deodorant
(Not for sale in Canada):

- 28674** 24-oz. #32901 6
- 28673** 3 x 8-oz. bottle #32900 12



In Section L:	Fresh Water Line	Filters	Winterizing	Pumps	Faucet & Shower	Sink & Drain	Holding Tanks	Drain Valves & Fittings	Drain Hose	Chemicals & Toilets
---------------	------------------	---------	-------------	-------	-----------------	--------------	---------------	-------------------------	------------	---------------------

ORIGINAL TOTE-ALONGS

Five convenient sizes from 5 to 30 Gallons provide a capacity for every need. Blow-molded polyethylene construction and quality zinc plated steel brackets throughout. Extra large, heavy-duty wheels and standard bayonet fittings included on all tanks except 5 gallon size. Tow bracket and 5' sewer hose included with 15, 22, and 30 gallon Tote-Alongs. All original Tote-Alongs come completely assembled.

5-GALLON ORIGINAL TOTE-ALONG TANK

20" L x 12" W x 7" H; 6 lbs. empty.

26079 ^{LS} 5-Gallon Tank #10887 **1**

10-GALLON ORIGINAL TOTE-ALONG TANK

30" L x 15" W x 8¹/₄" H; 11 lbs. empty.

26080 10-Gallon Tank #10893 **1**

15-GALLON ORIGINAL TOTE-ALONG TANK

37" L x 15" W x 10" H; 13 lbs. empty.

26082 15-Gallon Tank #11747 **1**

22-GALLON ORIGINAL TOTE-ALONG TANK

37" L x 20" W x 10" H; 16 lbs. empty.

26081 22-Gallon Tank #11104 **1**

30-GALLON TOTE-ALONG TANK

37" L x 24" W x 11" H; 34 lbs. empty.

Also includes 3/4" garden cap hose, 3" bayonet cap, two 3" hose adapters, two 3" stainless steel adjustable clamps, and 1/2" ID drain hose

28671 30-Gallon Tank #31342 **1**

TOTE-ALONG BOBBER GAUGE FULL TANK INDICATOR

Tote-Along Bobber Gauge alerts you before overfilling, helps prevent spills and mess. Installs in seconds and attaches to any 3/4" garden hose opening. The red tipped "bobber" provides a visual signal when your tank is almost full.



27661 Bobber Gauge #26835 **1**

GRAY WATER TANK SYSTEM

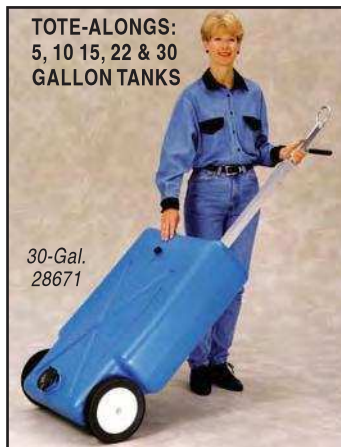
Collapsible 5-gallon tank for easy storage. Easy to carry handle for pouring water plus the three foot hose allows you to hook up to pop-up campers or any RV with 3/4" termination cap with male garden hose connection. Made in USA.

26001 gray WaterTank System #16018 **1**



See page 358 for gray water drain hose

BARKER ORIGINAL AND 4-WHEELER



TOTE-ALONGS: 5, 10 15, 22 & 30 GALLON TANKS

30-Gal. 28671



4Wheeler

TOTE-ALONG 4-WHEELERS

The "tow on the ground" 4-Wheelers are equipped with standard 3" valves to eliminate lifting to "dump" tanks. 4-Wheelers are available in 16, 25, 32 and 42 gallon sizes for compatibility with any size RV. Constructed of blow molded polyethylene, zinc plated steel and aluminum. Double wheel, front-swivel design for easy pulling and maneuvering. Each 4-Wheeler Tote-Along is completely assembled and includes bayonet fittings, 5' sewer hose, and tow handle.

TOTE-ALONGS...



barker



16-GALLON 4-WHEELER TANK

37" L x 17" W x 11¹/₂" H; 21 lbs. empty.

28094 16-Gallon 4-Wheeler #28191 **1**

25-GALLON 4-WHEELER TANK

38 L x 24" W x 11¹/₂" H; 32 lbs. empty.

27659 25-Gallon 4-Wheeler #25895 **1**

32-GALLON 4-WHEELER TANK

46" L x 24" W x 11¹/₂" H; 37 lbs. empty.

27660 32-Gallon 4-Wheeler #27844 **1**

42-GALLON 4-WHEELER TANK

46" L x 24" W x 14" H; 47 lbs. empty.

28479 42-Gallon 4-Wheeler #30844 **1**

CAMCO REPLACEMENT SEWER FITTING GASKETS, BAYONET & 4 IN 1 ADAPTER

Replace the gaskets on your bayonet and 4 in1 sewer fittings to ensure an odor tight seal. Gaskets work with all Camco, Revolution™, RhinoFLEX™, and EasySlip® elbow and bayonet fittings. 2 set pack includes two bayonet gaskets and two 4 in1 gaskets.

20091 RV Sewer Hose Fitting Gaskets, 2 sets of gaskets #39834 **6**



POLY TANK INLET OR VENT

Rubber fittings for polyethylene (not ABS) tanks.



Polyethylene Tank Inlet:
21288 1½" #OR-23 1
21289 2" #OR-24 10
21290 3" #OR-25 1

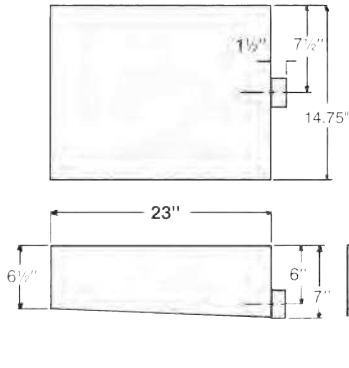
JR PRODUCTS FLUSH SLIP FITTING

Flush fittings will bond directly to the surface of the tank.



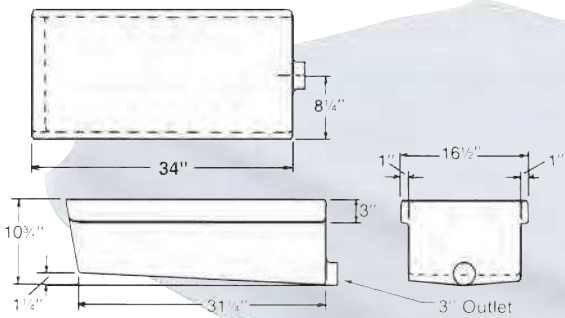
21670 2" I.D. Hub Vent, Packaged #217-A 5

POLYETHYLENE WASTE HOLDING TANKS (order fittings separately)



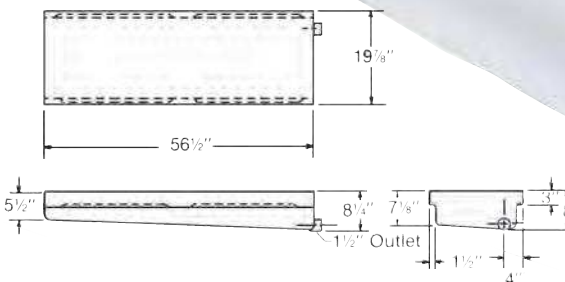
8.7 GAL. HOLDING TANK WITHOUT FITTINGS

23715 8.7 Gallon Tank #H469 1



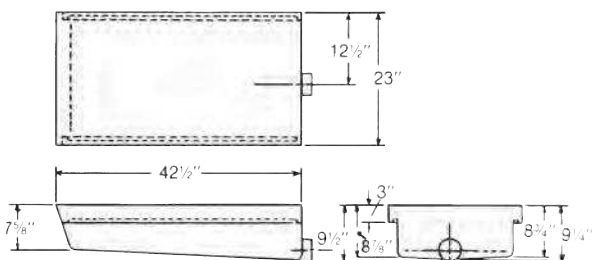
18.5 GAL. HOLDING TANK W/O FITTINGS

23719 18.5 Gallon Tank #H514 1



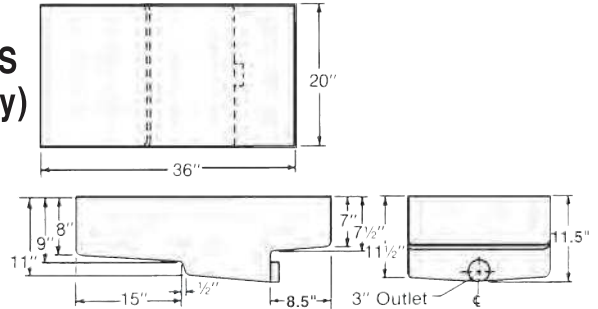
23 GAL. HOLDING TANK WITHOUT FITTINGS

23701 23 Gallon Tank #H136 1



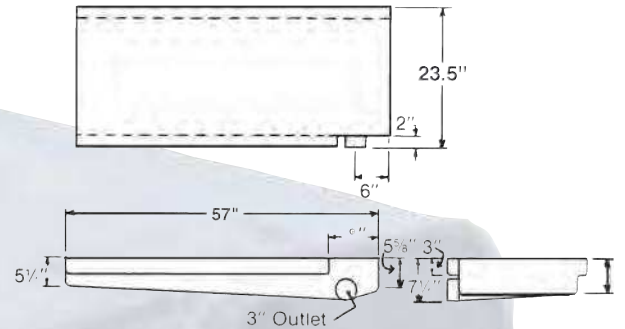
24 GAL. HOLDING TANK WITHOUT FITTINGS

23727 24 Gallon Tank #H094 1



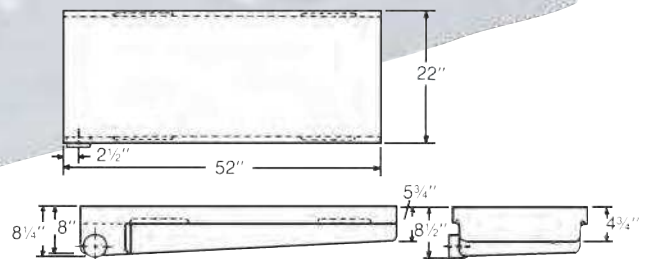
25 GAL. HOLDING TANK WITHOUT FITTINGS

23722 25 Gallon Tank #H537 1



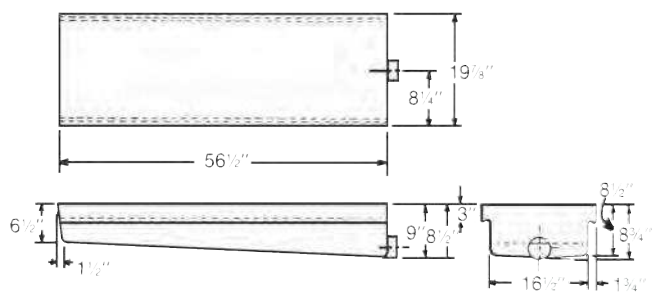
26 GAL. HOLDING TANK WITHOUT FITTINGS

23712 26 Gallon Tank #H141 1



27 GAL. HOLDING TANK WITHOUT FITTINGS

23721 27 Gallon Tank #H052 1



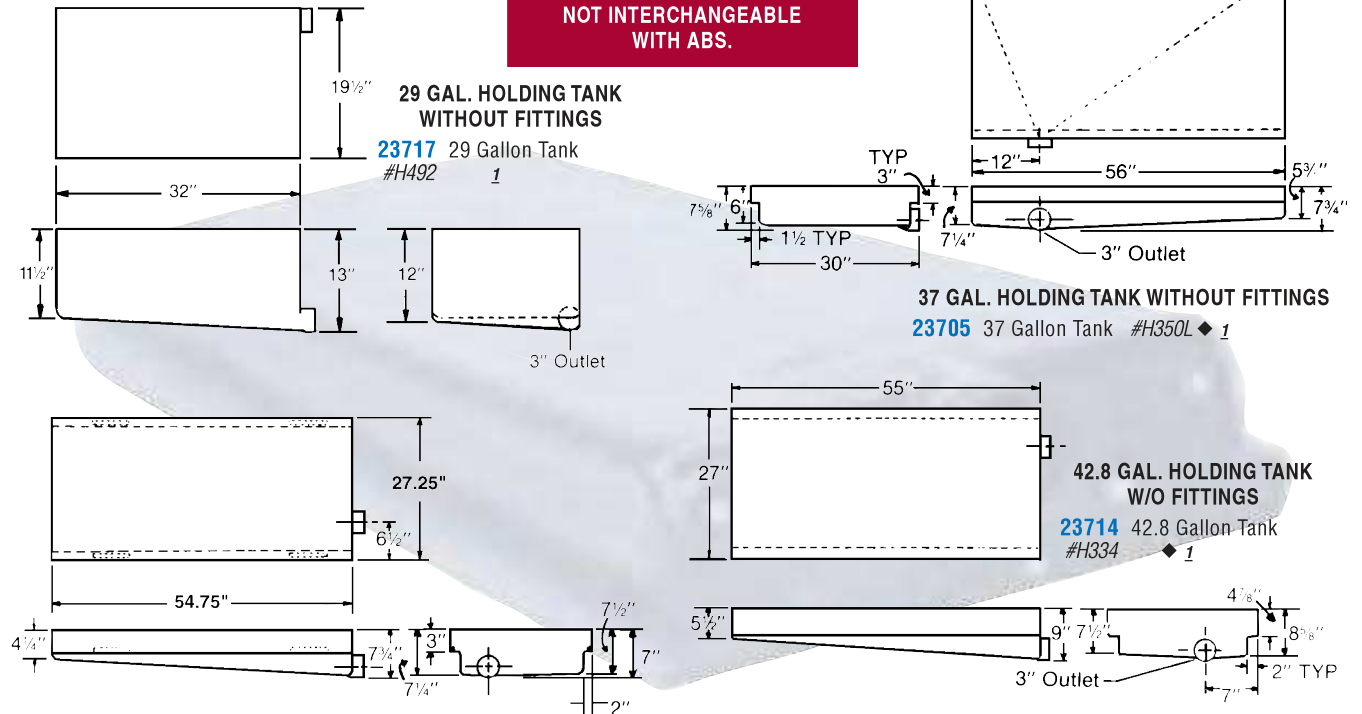
27 GAL. HOLDING TANK WITHOUT FITTINGS

23726 27 Gallon Tank (3" outlet) #H086 1

In Section L:	Fresh Water Line	Filters	Winterizing	Pumps	Faucet & Shower	Sink & Drain	Holding Tanks	Drain Valves & Fittings	Drain Hose	Chemicals & Toilets
---------------	------------------	---------	-------------	-------	-----------------	--------------	---------------	-------------------------	------------	---------------------

POLYETHYLENE WASTE HOLDING TANKS WITHOUT FITTINGS

SEE PREVIOUS PAGE FOR
POLYETHYLENE
TANK FITTINGS.
NOT INTERCHANGEABLE
WITH ABS.



30 GAL. HOLDING TANK WITHOUT FITTINGS
23700 30 Gallon Tank #H032 1

CP PRODUCTS TANK PROBE

Use this sensor with your tank monitor panel. The probe works with fresh or waste water tanks, and is easy to install—just drill a hole in the tank, insert the probe and screw closed for a water tight seal.



21886 Tank Probe Well Nut #MP5 120

BRI-RUS SPECIALTY RECREATION

BRI-RUS SELF-SEALING WATER TANK FITTING



- 1/2 inch barb. • Self-sealing fitting. • Fits in a 7/8 inch hole. • Made in the USA. Directions for Installation: • Drill a 7/8" hole at desired location. • Back the nut off to the end of threads. • Insert fitting into hole at a 45° angle, snap into place. • Pull down on fitting and slowly turn clockwise until snug and O ring is seated.

68655 Water Tank Fitting #TF-1 1



The Original - Popular since 1972.



Garden Hose Thread Terminal



ZEBRA RV ACCESSORIES COVERED BUCKET

HOLDING TANK FOR SINK AND BATH WASTE WATER



The Covered Bucket collapses into 2" x 10" x 10" for storage, yet holds more than 5 gallons (20 liters) of sink (grey) waste water. A positive shut-off valve prevents spills and the collapsible design means no venting is required. It comes with a 4 foot hose that attaches to your RV's male garden hose thread outlet. It is the least expensive model that meets all State and Campground Regulations for grey waste water disposal.

Packaged in a slim, shrink wrap package, a convenient hanging tab is provided for display hanging. Weighs less than 1 lb when empty.

20160 Covered Bucket, Grey Water Tank #R7701 12

JR PRODUCTS HOLDING TANK HEATER

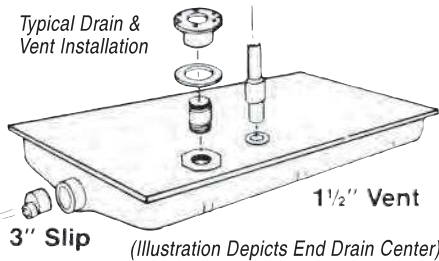


Holding tank heating element is an easy and practical way to winterize your RV tanks. Can be used on either fresh or septic tanks. Dual voltage ready for both 12 volt and 110 volt applications. Elements are thermostatically controlled and activate at approx. 34°F to stop the contents of your tank from freezing. 30" x 13" element is foil-covered heater; comes with a 24" ground wire for safety, 6' of 120 volt wiring for easy installation. Draws approx. 1-amp AC and 10-amps DC current when in use. Heats tanks up to 15 gallon size. Multiple elements can be used where needed.



14083 Holding Tank Heater #HTH-A 2

Typical Drain & Vent Installation



ABS WASTE HOLDING TANKS

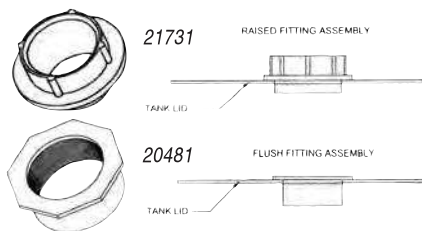
Tough ABS plastic. Lightweight, uniform in size and design. 3" slip hub drain outlet. Lid flange standard with 1 1/4" - 1 1/2" all around.

28778 18-Gallon Tank, 16" x 46" x 9"; End Drain Right #HT179 1

28780 26-Gallon Tank, 28" x 40" x 9"; Side Drain Center #HT200B 1

28779 31-Gallon Tank, 24" x 48" x 9"; End Drain Right #HT198 1

NOTE: Order fittings separately.



ABS TANK FITTINGS (not for polyethylene)

20481 3" FPT Inlet; 3" Flush Threaded #154 1

21731 1-1/2" Vent; 1.5" Raised Slip #146 100



AP PRODUCTS

HOLDING TANK REPAIR KIT


Professional holding tank repair kit stops leaks. Permanent. No tank removal necessary. Complete in minutes. Contains 3 epoxy pouches, fiberglass cloth, sandpaper, and application brush.

27306 Holding Tank Repair Kit #002-90213 6

PLASTIC TANK & RADIATOR REPAIR KIT

With a Seal-N-Place Repair Kit, ABS, polyethylene, or plastic tanks can be repaired permanently in minutes. Can also be used for skin or roof repairs on all types of RVs and mobile homes.

21326 Tank Repair Kit #002-90214 6



SHURflo MACERATOR 12V DC PUMP

Designed specifically for sanitation waste and fish box evacuation, SHURflo's Macerator pump features a premium impeller design with run-dry capability and includes our seamless shell e-coated motor with o-ring sealed end bells and sealed manual turn key. SHURflo's unique dual blade and housing construction ensures problem free pumping, providing superior performance in harsh marine environments. Performance: 0 psi: 13 GPM, 4 psi: 8 GPM, 8 psi: 6 GPM, 12 psi: 4 GPM, 16 psi: 0.0 GPM • Pump Type: Centrifugal • Inlet Port: 1-1/2" Barb/1-1/2 NPT • Outlet Port: 1.0" Barb • Liquid: 130 °F [54 °C] max • Prime: 4' [1.21 M] • Inlet PSI: 30 psi [2.1 bar] max • Run Dry: Yes - 3 minutes • 1-yr. Limited Warranty • Net Weight (Boxed): 6 Lbs.

28109 Macerator Pump 12V #3200-001 6



TEKNOR APEX AQUA DRAIN HOSE

For flushing out gray and black water tanks. Not for drinking water.

28046 5/8" x 25' #828VR-25 10



VALTERRA HOSES RV FLUSHING HOSE

This hose is specifically made for waste water applications to connect gray water tanks to sewer inlet. Gray color eliminates confusion with fresh water hoses. Use with RV Hydroflush or other flushing applications.

1/2" Gray RV Flushing Hose:

27281 15' #W01-4180 6

28008 25' #W01-4300 10



TOTE TANK FILL HOSE

No more hassles with hard to reach hoses. 4' Tote Tank Filler Hose allows you to fill or drain your tote tanks quickly and easily. Gray color eliminates confusion with fresh water hoses.

27718 1/2" x 4' Tote Tank Fill Hose #W01-4048 10



• Neat and clean way to quickly evacuate waste tanks. • Empty black-water and gray-water holding tanks at home. • Grinds waste as it pumps. • Built-in impeller protection device for longer life. • Flow of up to 13 gpm for fast, clean holding tank evacuation.

The RV macerator pump from Flojet is designed to add flexibility to holding tank service. With the Flojet waste pump you can not only empty the black and grey water tanks at a conventional dump station, but also down a toilet, into your house sewer clean-out, septic tank or into a mobile waste wagon. The Flojet RV macerator pump will empty a typical 30-gallon holding tank in less than three minutes. The time increases somewhat as the distance pumped is increased beyond 25'. The pump will macerate and pump all waste and tissue normally found in RV waste systems. Put an end to handling and rinsing a dirty 3" sewer hose; instead use a cleaner, easier-to-handle garden hose. Now you can pump up-hill, and around corners. The RV waste pump will simplify and improve your RV experience!

• Empty holding tanks and avoid dump stations. • Transfer waste from recirculating toilets to main holding tank. Easy to install: because it is self-priming, it may be located up to 4' above the tank liquid level. The intake port is designed to accept a 3" ID slip-on hose and the discharge port will accept a 1" ID hose. When installed, the macerator can be used to empty the holding tank into any convenient sewer receiver such as a sewer clean-out at your home. 3" hose inlet port; 1" hose barb outlet port.

20535 12-Volt RV Macerator Pump; 8-1/4" L #18550000A 24

STICKNBOND TANK REPAIR KIT

STICKNBOND Aluminum

is ideal for metal roofs, plastic and metal tank repair, ABS, polyethylene, fiberglass, aluminum, or any surface where tensile strength is desired and flexibility is not essential. It will never lose its adhesive quality.

46468 6" x 6" Aluminum Patch Kit #60009 12



DRAIN FITTINGS

PLUMBING

In Section L:	Fresh Water Line	Filters	Winterizing	Pumps	Faucet & Shower	Sink & Drain	Holding Tanks	Drain Valves & Fittings	Drain Hose	Chemicals & Toilets
---------------	------------------	---------	-------------	-------	-----------------	--------------	---------------	-------------------------	------------	---------------------



DURAFLEX SEWER FITTINGS




24627



24628
(sold each;
both ends shown)



24629



24630



24656



24654,
24650



24654



27902



27899



27905



24656, 24652

24655, 24651

DURAFLEX PLUMBING ADAPTERS FOR THETFORD-STYLE BAYONETS

PLAIN TERMINATION CAP

Positive seal dust cap protects drainage system.

24627 Plain Termination Cap
#24627 10

ANGLED HOSE ADAPTER

Connects 3" sewer hose to drainage system.

24628 Angled Hose Adapter
#24628 40

CAP WITH HOSE ADAPTER

For draining into portable waste holding tanks.

24629 Cap With Hose Adapter
#24629 6

STRAIGHT HOSE ADAPTER

Fits in standard 4" trailer hose bumper for convenient storage while attached to 3" sewer hose.

24630 Straight Hose Adapter
#24630 6



24630

27797,
20099

DURAFLEX SEWER AND DRAIN FITTINGS

- All DuraFlex adapters, caps & fittings interchange with Valterra, Anonda & Larden fittings.
- Slip sockets and spigots with flanges for attaching to drain valves.
- Bayonet end for attaching 3" bayonet fittings to drain valves.
- Made of durable, UV-stabilized ABS.

Slip Socket Flanges:

- 27899** 3" Flange #27899 144
27900 2" Flange #27900 1
27901 1-1/2" Flange #27901 40

Spigot Flanges:

- 27905** 3" Flange #27905 144
27904 2" Flange #27904 1
27903 1-1/2" Flange #27903 1

Bayonet Flange:

- 27902** 3" Flange #27902 144

3/4" Hose Cap with Strap:

- 27797** 1/Card #27797 1
20099 Bulk #20099 100

DURAFLEX HOSE COUPLER

Couple 2 or more 3" sewer hoses together, for extended reach.

27906 3" Sewer Hose-to-Hose Coupler
#27906 150



DURAFLEX CLEAR 45° SEWER FITTING

45° angle eliminates hose kinks. Clear adapter allows you to see when your tank is rinsed clean.

27669 Clear 45° Sewer Fitting
#27669 10





DURAFLEX BASIC WASTE VALVES

- Threaded handles for easy replacement.
- Stainless steel shafts. • Buna-n-rubber seals provide positive protection from leaks.
- Valves, handles & fittings made of long-lasting ABS plastic.

Duraflex Basic Waste Valve:

24646 1 1/2" #T24646 1

24647 2" #T24647 40

24648 3" #T24648 38



THETFORD PRODUCTS

BASIC VALVES (MOLDED ABS)

Flat top for direct mount 3" spigot on bottom [#01457 seal and (4) #08737 mounting screws included].

27448 Valve f/Ext Handle #08709 1

3" socket on top, 3" spigot on bottom.

27451 ^{LS} Basic Valve 3" x Spigot (with handle) #08669 1

BAYONET RING

Solvent cements to any 3" male nipple 3" DWV pipe.

27402 Bayonet Ring #01639 6



VALTERRA EZ-VALVE ELECTRIC WASTE VALVE SYSTEM



- Powered by a durable, high torque, water resistant electric motor. • Built-in 5 amp breaker protects the entire system and is easily re-set without the need to replace fuses. • Switch light activates immediately upon valve opening, and stays illuminated until valve closes completely.
- Built-in limit switches eliminate the need to "listen" for activation. • 3 year warranty.

Specifications: • Voltage: 12-V DC. • AMP Rating: 2.5 Amps per valve. • Valve Size: 3". • Open Cycle Time: 1.3 seconds. • Closed Cycle Time: 1.3 seconds. • Open/Close Cycle Tested: 6,000 cycles. • Valve Length Open: 15-1/4". • Valve Length Closed: 11-1/2". • Flow Direction: Either direction. • Operating Temp: 35-120°. • Harness Length: 84".

28417 3" Bladex Electric Valve #E1003VP 1

THETFORD THETFORD SLIDE-EZ VALVE REPAIR PACKAGE



Slide-EZ Valve Repair Kit contains all seals to repair Thetford Termination Valves with stainless steel or bronze covers.

27458 SEV Service Repair Package #09872 1



VALTERRA FLUSH KING

Reverse RV Flush Valve

- Removes clogs in drain pipes • Refills and flushes tank at any height or angle of plumbing
- Attaches quickly and easily • Built in backflow preventer • Improves sensor performance
- Outperforms built-in flushers • Eliminates wands and hoses inside the vehicle.

20391 Flush King #F02-4350 6



BLADEX™ DOUBLE WASTE VALVE ASSEMBLIES

1 1/2" and 3" rotating valves on one collector fitting. Provides greater flexibility in waste plumbing design. Eliminates the need for extra fittings. All assemblies are 100% factory tested to ensure leakproof reliability.

24444 3" x 1 1/2" Rotating Sanitary Double Valve Assembly, 3" Hub x 1 1/2" Hub x 3" Bayonet with Cap #T18 6

24445 3" Rotating Wye Double Valve Assembly, 3" Hub x 1 1/2" Hub x 3" Bayonet with Cap #TR38 6

24446 3" Heel Inlet, 1/4 Bend Double Rotating Valve Assembly, 3" Hub x 1 1/2" Hub x 3" Bayonet with Cap #T68 6

23545 3" Double Elbow Double Rotating Valve Assembly, 3" Hub x 1 1/2" Hub x 3" Bayonet with Cap #T80 6



NEW!

CAMCO DUAL FLUSH PRO

Clean your entire septic system with this reverse flush

valve. Forces water back up into plumbing lines to break up clogs in pipes. Allows you to backfill and flush black and grey water tanks, then reverse valve and flush sewer drain hose. Anti-siphon valve and complete valve assembly included. Patented. 1 piece.

20463 Dual Flush PRO; 2 Lbs, Package dimensions: 8.75"H x 4.5"W x 9.75"L #39062 6

In Section L:	Fresh Water Line	Filters	Winterizing	Pumps	Faucet & Shower	Sink & Drain	Holding Tanks	Drain Valves & Fittings	Drain Hose	Chemicals & Toilets
---------------	------------------	---------	-------------	-------	-----------------	--------------	---------------	-------------------------	------------	---------------------



Plastic Handles



Metal Handles

BLADEX™ VALVES

Bladex™ valves are interchangeable with Valterra, Grentec, Anonda, Larden & Bristol.

WITH PLASTIC HANDLES

With Plastic Handles:

- 20453** 1½", Carded #T1001VP 28
- 20017** 2", Carded #T1002VP 28
- 20097** 3", Carded #T1003VP 28

WITH METAL HANDLES

Bladex™ waste valves come with durable, die-cast aluminum handles. Aluminum handles offer reliable strength that you can trust.

With Metal Handle, 1/Card:

- 24447** 1½" #T1001VPM 28
- 24448** 2" #T1002VPM 28
- 24449** 3" #T1003VPM 28



VALVE REPLACEMENT HANDLES

All replacement handles are threaded for easy attachment. Fits Bladex or Valterra old style valves.

Valve Handles, Carded:

- 21283** Plastic #T1003-GVP 1
- 24478** Metal #T1003-6MVP 1

VALTERRA BLADEX™ WASTE VALVES



Bladex;
27160



Old Style;
21284

REPLACEMENT SEALS

FOR BLADEX™ VALVE

Seals are made of high-quality Santoprene for chemical-resistance and maximum durability. Bladex™ seals are specially designed to eliminate leaks, gate seal pinching, and misalignment during movement of rotation on valve fittings. Fits Bladex™ style valves. Carded with nuts and bolts.

Two Bladex™ Seals:

- 27158** 1½" #T1001-9VP 40
- 27159** 2" #T1002-9VP 1
- 27160** 3" #T1003-9VP 40

FOR VALTERRA VALVE

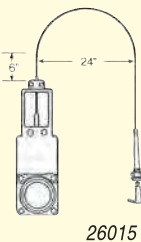
Fits Valterra old style valves. Carded with nuts and bolts.

Two Valterra Seals:

- 21464** 1½" #T1001-7VP 40
- 20492** 2" #T1002-7VP 1
- 21284** 3" #T1003-7VP 40



25743



26015



CABLE ACTUATED WASTE VALVES

Cable allows waste valves to be in a location protected from damage normally occurring in low and exposed areas. Easy-to-access cable handle permits a simple push/pull motion to operate the waste valves, eliminating difficult side pulls. Patented.

6' Flexible Cable Kit with :

- 26015** 1½" Valve #TC172 4
- 26016** 3" Valve #TC372 4

EXTENSION ROD KIT

Adjustable 10"-12" extension rod kit comes with handle, locking tab, extension rod and coupler.

- 25743** Adjustable Extension Rod Kit, CD/1 #T1046-10VP 46



VALTERRA CAPS & ACCESSORIES

Allows your caps to twist on and off easily. Reinforced ears give longer lasting durability.



20493

20494

3" TERMINATION CAPS

Caps fit round bayonet lugs, Valterra, Anonda and Larden fittings.

With Bayonet Hooks with Cap, Black:

- 20493** Carded #T1020VP 1

¾" Hose Thread Connection With Cap:

- 20494** Carded #T1020-1VP 36



VALVE CAP WITH HANDLE



Coupler cap with grip handle eliminates the difficulty of removing valve caps. Also features ¾" FPT hose connection for draining gray water.

- 24611** Valve Cap with handle, Bulk #F02-3106BK 1

BAYONET DRIP CAP SET



Clean hose storage! No more compartment mess! Facilitates easy storage when caps are installed while hose is compressed. Just twist them on and you're ready to go.



- 28349** Bayonet Drip Cap Set, Carded #T1020-3VP 1



CAMCO GREY WATER HOLDING TANK MAXIMIZER

Allows you to route grey water to your black water tank, so you can camp longer before emptying your tanks. Typically, your grey water tank fills up faster than your black water tank, so this reduces your number of trips to the dump station. The Maximizer can also be used to rinse your emptied black water tank by routing grey water into it. The emptying grey water will help rinse out your black water tank.

67345 Holding Tank Maximizer
#39052 6

VALTERRA TWIST-ON VALVE

Have you ever delayed fixing an old valve problem? Now just twist a new one onto your current waste valve bayonet fitting and eliminate messy replacements or a trip to the service department.

28293 Twist-On Valve #T58 16



JR PRODUCTS DRAIN HOSE WRENCH

A tool for quick and easy hook-up and removal of most 3" drain hoses, caps and termination valve fittings.

25307 Drain Hose Wrench #04154 6



VALTERRA VENTED WASTE VALVE CAP

Simply attaches onto your valve, for venting the waste tank during storage. Venting the tank helps ensure an odor-free RV at the start of the season. CD/1.

27920 Vented Cap #T1024-4VP 30



VALTERRA BAYONET DRIP CAP

Keeps storage compartments clean and prevents messy drips. Fits all 3" bayonet fittings and includes a simple twist-on connection.

27712 Drip Cap #T1020-2VP 5



VALTERRA GRAY WATER DRAIN ADAPTER

Allows for gray water sewer hook-up using 1/2" & 5/8" waste water hose. Use in conjunction with bayonet sewer fittings. Includes 3/4" garden hose connection with cap and easy thumb grip.

Gray Water Drain Adapter w/3/4" Plug:

28415 Bulk #T1020-5 1

28416 Carded #T1020-5VP 1

VALTERRA UNIVERSAL ADAPTER

Lets you use any Anonda or Valterra fitting on a Thetford system. Converts your Anonda or Valterra elbow, straight adapter, or cap with 3/4" drain to fit a Thetford hub fitting.

21498 Universal Adapter, Carded
#T05-2285VP 30



20495



20496



VALTERRA HOSE ADAPTERS

STRAIGHT AND 45° HOSE ADAPTERS

Allows your adapters to twist on and off easily. Reinforced ears give longer lasting durability. Straight hose adapters fit inside standard hose bumpers.

3" Hose x 3" Bayonet Hooks, Black:

20495 Carded #T1024VP 30

45° Hose Adapter:

20496 Carded #T1025VP 20

DELUXE HOSE ADAPTER

4-hook for the strongest connections. Swivel fitting stops any hose from twisting and kinking. Wire retainer keeps the end of the hose wire tucked away and safe.



3" Straight Bay Hose Adapter:

28351 Bulk #T1024-2 6

28352 Carded #T1024-2VP 1



Brings drain connection out from underneath the RV

VALTERRA 10" HOSE ADAPTER

- 3" bay hooks x 3" bay lugs.
- No hose clamps need with bayonet lug adapter; twists on current hose adapter.



28727 10" Hose Adapter #T1022BK 6

In Section L:	Fresh Water Line	Filters	Winterizing	Pumps	Faucet & Shower	Sink & Drain	Holding Tanks	Drain Valves & Fittings	Drain Hose	Chemicals & Toilets
---------------	------------------	---------	-------------	-------	-----------------	--------------	---------------	-------------------------	------------	---------------------

VALTERRA CLEARVIEW FITTINGS & ADAPTERS



Clear fittings for every application inside or outside the sewer compartment. Extends drain hose connections to a more convenient position and includes bayonet attachment. Fittings are clear so you know when your tank is clean.

Clearview Fittings:

- 27655** 5" #T1021 27
- 27656** 10" #T1022 12
- 27657** 90° #T1023 32



45° Clearview Hose Adapter: Easy viewing with this clear 45° hose adapter. Great when used with tank cleaners that attach directly to the tank or enter through the toilet.

- 26013** 45° Clearview Hose Adapter #T1026 1

Bayonet Hose Adapter: No need to re-attach hose and mess with clamps. These hose adapters simply twist on. Clear, so you know when it's clean. Extra strong material prevents breakage.

- 26107** 45° Clearview Hose Adapter w/Bayonet Lugs #T1026-1 36

45° Clear Hose Adapter with EZ Coupler Threads: Lets you see when it's clean. 45° adapter reduces stress on your hose while dumping. EZ Coupler threads let you twist your hose right on—no hose clamps needed.

- 26109** EZ 45° Adapter, Clear #F02-3111 22



FLANGED VALVE FITTINGS

For Valve Attachments.



Slip Socket

Spigot

SLIP SOCKET FLANGE

Slip socket with flange for valve attachment.

Slip Hub:

- 20461** 1½" #T1005-1 1
- 20018** 2" #T1005-2 1
- 20093** 3" #T1005 1

SPIGOT FLANGE

Spigot (male slip) flange for valve attachment.


Spigot Flange, Black:

- 20095** 3" #T1006 1
- 20462** 1½" #T1006-1 1
- 20019** 2" #T1006-2 10

WYE REDUCING

3" Wye Reducing:

- 27926** 3" Bayonet End x 3" Stationary Flange x 1½" Rotating Flange #T1014 10
- 27927** 3" Bayonet End x 3" Rotating Flange x 1½" Rotating Flange #T1014-1 8



FEMALE THREAD FLANGE

Female thread with flange for valve attachment.

- 20094** 3", Black #T1007 48

MALE THREAD FLANGE

Male thread with flange for valve attachment.

MPT Flange, Black:

- 20096** 3" #T1008 42



BAYONET END FLANGE

3" bayonet end with flange for valve attachment.

- 20105** Bayonet End Flange, Black #T1009 1

SANITARY "T" COLLECTOR FITTINGS

3" San Tee Reducing:

- 20100** 3" Bayonet End x 3" Rotating Flange x 1½" Slip Hub #T1011 12
- 20468** 3" Bayonet End x 3" Rotating Flange x 2" Slip Hub #T1012 12

3" Double San Tee Reducing:

- 20101** 3" Bayonet End x 3" Rotating Flange x 2" Slip Hub x 1½" Slip Hub #T1013 8



3" WYE COLLECTOR FITTINGS

3" Wye Reducing:

- 20109** 3" Bayonet End x 3" Stationary Flange x 2" Slip Hub #T1015 8
- 20108** 3" Bayonet End x 3" Rotating Flange x 2" Slip Hub #T1015-1 7



**HEEL INLET QUARTER BEND**

20116 3" Bayonet End x 3" Rotating Flange x 2" Slip Hub #T1030 1

21462 3" Slip Hub x 3" Rotating Flange x 2" Slip Hub #T1030-1 1

27928 3" Bayonet End x 3" Rotating Flange x 1 1/2" Rotating Flange #T1031 1

**TWO-WAY ELL**

21549 3" Bayonet End x 3" Rotating Flange x 1 1/2" Rotating Flange #T1036 16

27930 3" Spigot x 3" Rotating Flange x 1 1/2" Rotating Flange #T1036-1 1

**90° ELL WITH 3" ROTATING FLANGE**

20117 3" Bayonet End #T1035 1

21463 3" Slip Hub #T1035-1 1

**SPEEDI SEWER ADAPTER**

Two-piece adapter allows hose fitting to remain with hose during storage. Funnel section makes for a quick connection to your RV sewer.

24557 Speedi Adapter #F04-0100 24


**SEWER SPONGE RINGS**

For RV parks requiring a gas-tight sewer connection. 4" x 3" sponge ring.

Sponge Ring:

21340 Hard #F02-4500 1

28009 Soft #F02-4600 1

**DRAIN HOSE COUPLERS**

20072 90°, 3" hose x 3" hose, Black #F02-2023 45

20073 45°, 3" x 3", Black #F02-2024 1

20074 Straight, 3" Slip x 3" Slip, Yellow #F02-2025 1

**3" BAYONET WYE, HOOK x HOOK x LUG**

Joins two outlet hoses to one sewer hose line. Required when RV (usually a 5th wheel) has a second gray water tank that terminates separately from main black/gray tanks. Allows RVer to easily hook-up both drain lines to the sewer. Uses standard Bayonet connections.

20076 Wye, 3" Hose X 3" Hose X 3" Hose, Black #F02-2027 25

28350 Wye Rotating Bayonet Fitting #F02-2030 9

SEWER ADAPTERS & ACCESSORIES**SEWER INLET FITTINGS****CLOSE ELBOW**

Female Close Elbow:

20059 90°, 3" Hose x 3" FPT #F02-2000 1

Male Close Elbow:

20061 90°, 3" Hose x 3" MPT #F02-2002 1

20062 60°, 3" Hose x 3" MPT #F02-2003 45

**ADAPTER**

20063 Female, 3" Hose x 3" FPT #F02-2004 5

20064 Male, 3" Hose x 3" MPT #F02-2005 1

DRAIN CAP ADAPTER

Reduces 3" pipe thread to 3/4" male hose thread, to fit any water hose.

20065 ^{LS} 3" Female Drain Adapter x 3/4" Male Garden Hose Thread #F02-2019 1

SEE PAGES 349-351
FOR MORE ABS DRAIN FITTINGS

In Section L:	Fresh Water Line	Filters	Winterizing	Pumps	Faucet & Shower	Sink & Drain	Holding Tanks	Drain Valves & Fittings	Drain Hose	Chemicals & Toilets
---------------	------------------	---------	-------------	-------	-----------------	--------------	---------------	-------------------------	------------	---------------------

VALTERRA ADAPTERS



20113

20107



20106

21461



25533

TERMINATION ADAPTERS

WYE

20113 3" Wye, 3" Bayonet End x 3" Slip Hub x 2" Slip Hub #T1015-2 1

BAYONET

20107 3" Bayonet End x 3" Spigot #T1029-1 1

20106 3" Bayonet End x 3" Slip Hub #T1029-2 1

21461 3" Bayonet End x 3" Male Thread #T1029-4 10

ROTATING RIGID PIPE ADAPTER

For parks that require rigid piping at semi-permanent sites. Thread adapter into female fittings and twist the other end onto your valve fitting. Rotates for easy connection.

25533 3" Male Thread x Bayonet Hooks #T1027 40



20490



20491

VALTERRA TANK ADAPTERS – ECCENTRIC GRAY WATER TANK REDUCER ABS


3" Spigot x Hub:

20490 1 1/2" Hub #T1041-1 1

20491 2" Hub #T1041-2 5

NEW!

20430



CAMCO REVOLUTION SERIES



20430 10' hose extension with pre-attached swivel lug and swivel bayonet fittings #39623 6

REVOLUTION SWIVEL FITTINGS

Add a 360° swivel to any RV sewer hose. Bayonet fitting and Lug fitting include a Twist-It™ clamp for securing fitting to hose.

Revolution Swivel Fittings:


20297 Elbow with 4-in-1 Adapter (Not Shown) #39471 4

20298 Bayonet Fitting with Twist-it Clamp #39481 4

20299 Lug Fitting with Twist-it Clamp #39491 4



20298




20299

REVOLUTION™ SWIVEL RV SEWER KIT

20' This complete sewer kit comes assembled with everything you'll need for a quick, reliable sewer hook-up. Features new 360° swivel fittings. Non-restrictive for free flow and faster dumping. Includes two 10' heavy duty vinyl sewer hoses with pre-attached swivel fittings and one swivel bayonet sewer hose elbow fitting with 4-in-1 adapter. Hose support not included. Patent Pending.

20302 Revolution™ Swivel Rv Sewer Kit #39625 2



RhinoEXTREME RV Sewer Kit by CAMCO

All of the features that RVers are looking for complete in one kit. RhinoEXTREME hose will not dent or rust and will not crush if accidentally stepped on. Offers superior abrasion resistance for maximum protection against pinholes and leaks. 15' kit comes with pre-attached Rhino swivel fittings, reusable locking rings and storage caps. Ready to use! Patent pending.

RhinoEXTREME™ Sewer Hose

- Superior abrasion resistance and crush protection
- TPE technology protects against pinholes
- Will not dent or rust
- Rugged and extremely durable
- Hose is tested down to -40° F



NEW!



20338 RhinoEXTREME™ RV Sewer Kit #39861 2

20339 RhinoEXTREME™ 15' Hose #39862 4

20340 RhinoEXTREME™ 5' Extension Kit #39865 6






RhinoFLEX™ RV SEWER HOSE FITTINGS by CAMCO

RhinoFLEX™ SWIVEL LUG

Allows you to connect your RhinoFLEX hose to any sewer hose that has a bayonet fitting. Reusable locking ring provides a secure odortight connection without hose clamps. Stores in 4" bumper.

20308 RhinoFLEX™ Lug #39773 6



RhinoFLEX™ SWIVEL COUPLER

Is the easiest way to connect two RhinoFLEX™ hoses. It provides a secure odortight connection without hose clamps. Stores in 4" bumper.

20309 RhinoFLEX™ Coupler #39821 6



RhinoFLEX™ SWIVEL BAYONET FITTING

Designed with four sturdy prongs that lock into position. Easy-grip wings for quick connect and disconnect. Built-in gasket for an odortight connection without hose clamps. Stores in 4" bumper. Complete with reusable locking ring. Patent pending.

20312 RhinoFLEX™ Bayonet #39783 6



RhinoFLEX™ SWIVEL ELBOW FITTING WITH 4-IN-1 ADAPTER

Takes the trouble out of connecting to the dump station. Elbow locks and seals into adapter for a secure and odortight connection, and still swivels when connected. Translucent elbow detaches from 4-in-1 adapter to store with hose in 4" bumper. Complete with reusable locking ring.

20307 RhinoFLEX™ Elbow #39733 3



RhinoFLEX™ SWIVEL FITTINGS by CAMCO

Choose 45° or 90° RhinoFLEX™ Bayonet Swivel fittings to accommodate your sewer hose connection needs.

RhinoFLEX™ Fittings:
20316 45° #39842 4
20318 90° #39852 4



RhinoFLEX™ WYE

Allows two hoses with lug fittings to be connected to the same dump station. Perfect for a motorhome has two separate holding tank valves.

20315 RhinoFLEX™ Wye #39812 6

CAMCO EASY SLIP® COLLECTION

EASY SLIP® 4-IN-1 SEWER ADAPTER WITH ELBOW

Connects hose to dump station. The elbow's tapered end accepts all 3" hoses and slip-over fittings. Adapter fits into 3" slip or 3", 3-1/2" and 4" threaded pipe. Larger inside diameter allows for faster dumping. Elbow separates from adapter for storage in bumper. Patented and patent pending.

20286 Easy Slip® 4-in-1 Sewer Adapter with Elbow #39144 2

EASY SLIP® RV INTERNAL HOSE COUPLER

Connects two sewer hoses together. Tapered ends accept all 3" sewer hoses and slip-over fittings. Allows for quick, secure and airtight connection. Stores with hose in standard 4" bumper. Non-restrictive, allows free flow. Patented. Clamshell.

20287 Easy Slip® Rv Internal Hose Coupler #39163 2



EASY SLIP® RV STRAIGHT HOSE ADAPTER

Connect hose to RV quickly with an airtight odor and leak seal. Tapered ends accept all 3" sewer hoses. Stores with hose in standard 4" bumper. Non-restrictive, allows free flow. Patented.

Easy Slip® Straight Hose Adapter:

20292 Bulk #39172 6
20293 Clamshell #39173 2



SEWER HOOKUP • EZ COUPLER SEWER KITS

PLUMBING

L

In Section L: Fresh Water Line Filters Winterizing Pumps Faucet & Shower Sink & Drain Holding Tanks Drain Valves & Fittings Drain Hose Chemicals & Toilets



20305



NEW!

20303

RhinoFLEX™ RV SEWER HOSE by CAMCO

The world's toughest sewer hose retains its shape once it's set until unhooked and stored. Made with 23 mils of heavy duty polyolefin reinforced with steel wire. 10' hose compresses to 32" and the 15' hose compresses to 45" for storage.

RhinoFLEX™ RV Sewer Hose:

20303 10' #39671 4

20305 15' #39681 4



CAMCO



NEW!

With pre-attached swivel lug and bayonet fitting featuring a reusable locking ring

5' RhinoFLEX™ by CAMCO

Extension Kit Extend the reach of your RhinoFLEX or other* sewer hose with this handy kit. Includes five-foot RhinoFLEX hose with pre-attached swivel lug and bayonet fitting featuring a reusable locking ring so that fittings can be moved to a new RhinoFLEX hose. Patent pending. *Works with any sewer hose that has a bayonet fitting.

20304 5' RhinoFLEX™ #39765 6

RhinoFLEX™ LOCKING RINGS by CAMCO

Reusable locking rings work with new and original RhinoFLEX Elbow, Bayonet, Lug or Coupler fittings, allowing fittings to be moved to a new RhinoFLEX hose. Set of two. Patent pending.

20314 Locking Rings #39803 4



NEW!

RhinoFLEX™ RV SEWER KIT

with pre-attached fittings

CAMCO

We started with a 15' RhinoFLEX sewer hose, and pre-attached specially engineered fittings to make it even more convenient for you. At the RV end of the hose, there is a super-tough bayonet fitting with 4 prongs for a more secure fit. At the dump-station end, we've added an easily detachable 4-in-1 adapter for fitting to 3" slip or 3", 3-1/2" and 4" threaded pipe. It's a ready-to-use kit made with the toughest hose you can buy. With new pre-attached swivel fittings featuring a reusable locking ring so that fittings can be moved to a new RhinoFLEX hose. Bayonet cap and elbow cap also included.

20306 RhinoFLEX™ Sewer Kit #39761 2



CAMCO

NEW!

Patented

CAMCO RV STORAGE CAPS

Set of two; one each for bayonet and elbow fittings. Can be used with Revolution, Easy Slip and RhinoFLEX™ fittings.

20310 RV Storage Caps #39753 4

EZ COUPLER®

Bayonet Sewer Kits



A Quick Twist for a 10' or 20' Hook up!

DELUXE 20' BAYONET SEWER KIT



A Quick Twist for a 10' Hook up!

DELUXE 10' BAYONET SEWER KIT

Kits include:
Extension hoses
and 90° adapter




VALTERA®

Hose Kits

28290 10' #D04-0114 4

28291 20' #D04-0115 4

90° Adapter

28071 90° Adapter #F02-3112 12

Extension Hoses

28069 5' #D04-0112 10

28070 10' #D04-0113 5

6 = Std. Carton Qty.

EZ COUPLER DRAIN HOSE SYSTEM

In Section L:	Fresh Water Line	Filters	Winterizing	Pumps	Faucet & Shower	Sink & Drain	Holding Tanks	Drain Valves & Fittings	Drain Hose	Chemicals & Toilets
---------------	------------------	---------	-------------	-------	-----------------	--------------	---------------	-------------------------	------------	---------------------

EZ COUPLER®

Just twist them on for leak-proof connections



Easy To Use



Easy To Store



No Clamps Needed!



90° Sewer Adapter with Drip Cap

Multi-tiered sewer fitting simply press-fits into sewer outlets for a fast and easy set-up. Two piece design allows hose to remain attached for easy storage.

23708 EZ Coupler 90° Universal Sewer Adapter #F02-3103 16

26108 Bottom half replacement for 90° universal adapter #F02-3109 24

25920 EZ Coupler Press-Fit Drip Cap only #F02-3107 1

24610 EZ Coupler Threaded Adapter #F02-3105 1



Valve Adapter

Adapts drain to valve system with four bayonet attachments for a positive leak proof seal. Twists right onto your RV sewer hose.

23707 Bulk #F02-3101 40

24062 Replacement Seal #F02-3104VP 12



Bayonet Fitting

Lets you create an extension hose with two parts (23707) Straight Hose Adapter and (25947) Bayonet Fitting that will connect into place with a quick snap.

25947 Bulk #F02-3108 14



Hose Coupler

The original EZ Coupler couples two hoses together with a quick twist for those difficult to reach sewers.

23686 Bulk #F02-3102 42



90° Elbow and Sewer Adapter

45718 EZ Threaded 90° Universal Sewer Fitting and Threaded Adapter, View Pack #F02-3305VP 8



3-Piece System

Includes valve/hose adapter, coupler, and 90° sewer elbow.

24217 Complete EZ Coupler System #F02-3303 4



Drain Hose

18 mil vinyl for leak-proof performance. UV protectant added for longer hose life. Hoses include factory-installed sizing rings making attachment of fittings simple and easy.

27356 12' #D04-0104 6

27710 20' #D04-0105 7



Drain Hose Kit

This kit includes: valve adapter, 90° sewer adapter, threaded adapter and drain hose.

27357 10' EZ Coupler Hose Kit #D04-0106 4



Extension Hose

Attaches to your primary hose for a quick extension. Pre-assembled with a 15' sewer hose, valve adapter and bayonet adapter.

27711 15' EZ Coupler Extension Hose #D04-0107 5



In Section L: Fresh Water Line Filters Winterizing Pumps Faucet & Shower Sink & Drain Holding Tanks Drain Valves & Fittings Drain Hose Chemicals & Toilets

EZ Flush™ DRAIN HOSES



Sewer Hose Spreader

Make the frustrating job of attaching sewer hose fittings easy! Simply insert spreader into sewer hose and gently pull apart. Expands sewer hose enough to make fittings easily slip into place.

25233 Hose Spreader, Green #A73 48



Triple Wrap

Maximum leak protection for full-time RVing.

25999 10' #D04-0050 6
26000 20' #D04-0054 3

Super Heavy Duty

Rugged leak-proof performance for full-time RVing.

27751 10' #D04-0043 6
27752 20' #D04-0049 2



Heavy Duty


Thick flexible leak protection for week-end/vacation RVing.

25631 10' #D04-0012 12
25632 20' #D04-0040 6

Standard

Smoother interior than other standard hoses, reducing waste hang-ups; for weekend RVing.

25997 10' #D04-0015 12
25998 20' #D04-0016 6



Quick Connect Extension Drain Hose Fittings

Quick Connect Fittings make an easy-to-use RV extension sewer hose that attaches to all standard bayonet systems. New rotating fitting (patent pending) allows hose to lay flat after attachment. Wire retainer tucks away end of the hose. Hose clamps included.

24045 Quick Connect, Carded #F02-2029VP 24

Bayonet Hose Fitting: Used with bayonet fittings to extend drain hose or adapt hose end for capping. Hose clamps not included.

25946 Bayonet Fitting, Carded #F02-2028VP 30



QUICK DRAIN HOSES



Quick Drain Heavy Duty

A reasonably priced heavy duty hose. 15' length includes sizing rings.

27753 10' #D04-0055 12
25776 15' #D04-0057 6
27754 20' #D04-0056 6

Quick Drain Standard

Quick Drain Standard Hose, Boxed:

26019 10' #D04-0045 12
26020 20' #D04-0046 12

Quick Drain Standard Hose, Bagged:

26021 10' #D04-0047 25
26022 20' #D04-0048 10



Popular priced drain hose in attractive packaging.



Quick Drain Standard with Adapter

Standard hose with pre-attached adapter.

27919 10' Hose with Adapter, Bagged #D04-0120PB 30

Simple, Secure, Push-On Connections.




Blueline RV Sanitation offers a complete line of quality products to create the most simple, secure sewer hookup! With our simple "push-on" hose connections, you don't need to deal with clamps, tools, or threading your sewer hose. With each Blueline RV Sanitation fitting, you get a leak-free connection every time you hookup.



ULTIMATE SEWER KIT

Everything you need for the most simple, secure hookup up to 20 feet!

- 2 Ultimate Sewer Hoses (10') - Pushover Quick Connectors are installed for simple, "push-on" connections without the need for clamps.
- 1 Universal Elbow - Securely fits most park sewer openings.
- 1 Hose Adapter - Securely connects to most waste-valve outlets.
- 4 Sewer Seals - Seal hoses and/or fittings for storage.
- 1 Hose Coupler - Easily extends hoses up to 20 feet.


28377 Ultimate Sewer Kit #1-0203 



QUICK CONNECT SEWER KIT

Everything you need for the most simple, secure hookup up to 10 feet!

- 1 Ultimate Sewer Hose (10') - Pushover Quick Connectors are installed for simple, "push-on" connections without the need for clamps.
- 1 Universal Elbow - Securely fits most park sewer openings.
- 1 Hose Adapter - Securely connects to most waste-valve outlets.
- 2 Sewer Seals - Seal hoses and/or fittings for storage.

28378 Quick Connect Sewer Kit #1-0202 

Prest-o-Fit®

Products RVers Rely On!®

In Section L: Fresh Water Line Filters Winterizing Pumps Faucet & Shower Sink & Drain Holding Tanks Drain Valves & Fittings Drain Hose Chemicals & Toilets



UNIVERSAL ELBOW

Securely fits most park sewer openings without requiring additional adapters. One-piece construction prevents separation, providing a secure, leak-free connection. Provides a "push-on" connection to BlueLine Ultimate Sewer Hoses. Also connects to standard sewer hoses.

21181 Univ. Elbow #1-0001 32



HOSE COUPLER

Provides a secure, "push-on" connection between BlueLine Ultimate Sewer Hoses. Can also connect standard sewer hoses.

25618 Hose Coupler #1-0003 20

ULTIMATE SEWER HOSE



Pushover Quick Connectors are installed for a simple, "push-on" connection to BlueLine fittings. No need for clamps, tools, or threading your hoses! Made of heavy-duty, UV-protected vinyl.

- 26027** Ultimate Sewer Hose 5' #1-0062 20
- 25619** Ultimate Sewer Hose 10' #1-0061 15
- 27645** Ultimate Sewer Hose 17' #1-0064 7
- 27583** Ultimate Sewer Hose 25' #1-0065 7



SEWER SEAL

Creates a secure, air-tight seal with all BlueLine hoses and fittings, eliminating unwanted odor and drainage. Simply push in to any BlueLine Ultimate Sewer Hose or push on to any BlueLine fitting.

28376 Sewer Seal #1-0030 1

DURAFORM™ PREMIUM SEWER HOSE



Bends and retains its shape! Made of heavy-duty, UV-protected polyolefin. Reinforced with steel wire. Pushover Quick Connectors are installed for a simple, "push-on" connection to BlueLine fittings. Fits inside standard 4" bumpers.

- 28731** Duraform 5' #1-0068 1
- 28445** Duraform 10' #1-0067 20



PUSHOVER TERMINATION CAP™

Easily pushes onto BlueLine Hose Adapters to cap off for travel. Features a 3/4" threaded hose outlet for gray water.

26025 Pushover Termination Cap #1-0005 5

HOSE ADAPTERS



Four bayonet hooks and an "X-ring" seal provide a secure, leak-free connection to most waste-valve outlets. Provides a "push-on" connection to BlueLine Ultimate Sewer Hoses without the need for clamps. Clear allows you to view when your holding tank is clean. Also connects to standard sewer hoses.

- Adapter:
- 26024** Blue #1-0004 15
 - 28216** Clear #1-0008 5
 - 28217** Blue 90° #1-0020 5
 - 28218** Clear 90° #1-0021 5



PUSHOVER QUICK CONNECTOR™

Converts standard sewer hoses for a "push-on" connection to BlueLine fittings or standard sewer fittings. Simply insert into hose and secure permanently with a clamp.

24209 Pushover Quick Connector #1-0002 45



HOSE COUPLER KIT

Creates the quickest link between standard sewer hoses. Contains two Pushover Quick Connectors™, two clamps, and one Hose Coupler. Pushovers are inserted into two standard hoses and secured with clamps. Hose Coupler provides a secure, "push-on" connection between Pushovers.


25617 Hose Coupler Kit #1-0204 16



Products RVers Rely On!®

VIPER & DOMINATOR SEWER HOSE


In Section L:	Fresh Water Line	Filters	Winterizing	Pumps	Faucet & Shower	Sink & Drain	Holding Tanks	Drain Valves & Fittings	Drain Hose	Chemicals & Toilets
---------------	------------------	---------	-------------	-------	-----------------	--------------	---------------	-------------------------	------------	---------------------

**VIPER TOUGH: • Crush It • Drag It • Poke It**

- Super tough 26 mil TPE material for leak protection
- Spring back crush feature
- UV and puncture resistant
- Stays flexible down to -30°F



15 SEWER DRAIN HOSE KIT

20217 15' #D04-0450 ⁴

10 SEWER DRAIN HOSE

20215 10' #D04-0410 ⁶**DOMINATOR**

with
**ORIGINAL
ROTATING FITTINGS**



- **Secure Connections**
Rotating fittings lets the hose lay flat so it won't pull away
- **Superior Drainage**
Holds shape after installation

Sewer Compartment connection problems?

28654 15' Sewer Hose Kit #D04-0250 ⁴28653 10' Extension Kit #D04-0200 ⁴28728 5' Extension Kit #D04-0205 ⁶**2' COMPARTMENT HOSE**

This two foot Dominator hose with rotating fittings is the perfect solution for tight in compartment connection problems. The semi rigid nature of the Dominator Hose allows for the needed flexibility when making that final offset connection between the valve cap and the compartment hose outlet. Leave it installed so your hook-up connections to the sewer can be made easily every time.

20079 2' Dominator Compartment Hose
#D04-0202 ⁶

In Section L:	Fresh Water Line	Filters	Winterizing	Pumps	Faucet & Shower	Sink & Drain	Holding Tanks	Drain Valves & Fittings	Drain Hose	Chemicals & Toilets
---------------	------------------	---------	-------------	-------	-----------------	--------------	---------------	-------------------------	------------	---------------------

DURAFLEX DRAIN HOSE

TOP QUALITY COMBINED WITH ECONOMY!

Rugged, easy-to-handle, easy-to-install sewer hose for use on all RVs. Protects from toilet chemicals and extreme temperatures. Remains flexible and easy to use in all weather conditions. Made with high-tensile strength spring steel, encased in high-quality vinyl. All lengths are 3" I.D. diameter, and compress for easy storage: 10' lengths compress to 20"; 20' lengths to 40". Recommended by EZ Coupler Hose Fittings for its self-threading ability with no hose clamps needed.



STANDARD DRAIN HOSE "GOOD"

Our top-selling hose! 8-mil vinyl, .0375" wire diameter, 18 coils per foot.

Standard Boxed Drain Hose, Blue:

24950 10' Box #D24950 12

24951 20' Box #D24951 12

Standard Bagged Drain Hose (Not shown), Blue:

24948 10' Bag #D24948 25

24949 20' Bag #D24949 10

HEAVY-DUTY DRAIN HOSE

12-mil vinyl, .0375" wire diameter, 20 coils per foot. Blue; boxed.

Heavy-Duty Drain Hose:

24952 10' #D24952 12

28273 15' #D28273 6

24953 20' #D24953 6

DELUXE HEAVY-DUTY DRAIN HOSE "BETTER"

16-mil vinyl, .045" wire diameter, 25 coils per foot. Blue/gray; boxed.

Deluxe Heavy Duty Drain Hose:

24956 10' #D24956 6

24957 20' #D24957 5

PREMIUM HEAVY DUTY DRAIN HOSE "BEST"

For the best of times, and the worst of times! 20-mil vinyl over .054" wire diameter gives you extra strength; 30 coils per foot makes it easy to handle. Gray, boxed.

Premium Heavy-Duty Drain Hose:

24958 10' #D24958 6

24959 20' #D24959 3





CARRAND GATOR SKIN NITRILE GLOVES

Professional grade mechanics gloves.
 • Textured surface for a better grip. • Chemical & Puncture resistant. • Lightly powdered • Latex free. • One size fits all. 50 pack dispenser box.

41826 Nitrile Gloves #23029 20



3" NEOPRENE COUPLER

20811 3" Neoprene Coupler
#02-2043C 1

REDUCING COUPLER

Reducing neoprene coupler for park models. Couples 3" ABS schedule 40 pipe to 3" bayonet fitting or thin wall soft pipe. Coupler I.D. is 3 1/2" x 3". With 2 clamps.

20028 Reducing Neoprene Coupler
#02-2046C 1



IDEAL DIVISION BUCKETS OF SEWER HOSE CLAMPS

Bucket of the popular #48 stainless steel sewer hose clamps (fits 2-9/16" to 3-1/2").

95812 Bucket of 50 Butterfly-Style Clamps
#9048Y-52 4

95085 Bucket of 100 Standard #48 Clamps
#9048052 4

PREMIUM GRADE STAINLESS STEEL HOSE CLAMPS



Originally designed for the tough marine environment—also available to RVers! Stainless steel clamps for corrosive and non-corrosive applications.

Order #	Hex Head Screw Size	Size Clamps
MICRO CLAMPS		
26055	5/16"	1/32" - 5/8"
26056	5/16"	3/16" - 7/8"
26054	5/16"	1/8" - 1"
REGULAR CLAMPS		
26057	3/8"	7/16" - 1"
26058	3/8"	1/2" - 1 1/8"
26059	3/8"	1/2" - 1 1/4"
26060	3/8"	3/4" - 1 1/2"
26061	3/8"	3/4" - 1 3/4"
26065	3/8"	7/8" - 2 3/4"
26062	3/8"	1" - 2"
26066	3/8"	1 1/8" - 3"
26063	3/8"	1 5/16" - 2 1/4"
26067	3/8"	1 5/16" - 3 1/4"
26064	3/8"	1 9/16" - 2 1/2"
26068	3/8"	1 5/8" - 3 1/2"
26069	3/8"	1 7/8" - 3 3/4"
26070	3/8"	2 1/8" - 4"
26072	3/8"	2 5/8" - 4 1/2"
26071	3/8"	3 1/8" - 5"

ALL-PURPOSE HOSE CLAMPS

All hose clamps are sold by each.

Mini Clamp, Fits Hose Size:

20139 Fits 1/4" - 5/8" #5202051 10

20140 Fits 5/16" - 7/8" #5203051 10

Standard Hose Clamp, Fits Hose Size:

20134 Fits 9/16" - 1" #5208051 10

20135 Fits 9/16" - 1 1/8" #5210051 10

20136 Fits 9/16" - 1 1/4" #5212051 10

20137 Fits 3/4" - 1 3/4" #5220051 10

22180 Fits 1 1/16" - 2" #5224051 10

22181 Fits 2" - 2 1/2" #5240051 10

20138 Fits 2 9/16" - 3 1/2" #5748051 10

21116 Fits 3 1/16" - 4" #5756051 10

23337 Fits 4 1/16" - 5" #5772051 10

SEWER RING


Adapts fitting to sewer tile for tight seal. Mandatory in some areas.



21341 Sponge Rubber #20056 45



GALVANIZED DRAIN HOSE CLAMP



For 3" drain hose. Galvanized band and housing. 5/16" slotted hex head plated steel screw.

28007 3" Galvanized Hose Clamps,
CD/2 #H03-0058VP 46



EZ HOSE CARRIERS

Plastic hose carrier comes assembled with mounting brackets for easy installation. Has an interlocking cap with a strap to prevent loss. Adjustable middle mounting bracket available.

NEW! EZ Hose Carrier, Black:

20426 26", Black; 28"H x 6" W x 4.75"L, 2.83 lbs #A04-0150XBK 6

20427 46", Black; 48"H x 6" W x 4.75"L, 4.25 lbs #A04-0151XBK 4

20428 64", Black; 66"H x 6" W x 4.75"L, 6 lbs #A04-0153XBK 1

20429 94", Black; 96"H x 6" W x 4.75"L, 8.2 lbs #A04-0154XBK 1

EZ Hose Carrier, White:

20143 26", White #A04-0150 6

20144 46", White #A04-0151 4

24450 64", White #A04-0153 1

25773 94", White #A04-0155 1

Replacement Parts for EZ Hose Carrier:

20456 **NEW!** Ctr Support saddle for EZ hose carrier, Black #A04-0156BK 1

20457 **NEW!** Mounting Saddle, 1-Piece Plastic Style, Black #A04-0157BK 1

23742 Mounting Saddle, 1-Piece Plastic Style, White #A04-0157 5

20145 ^{LS} Cap w/Strap, Old Style, White #A04-0159 1

20458 **NEW!** Cap & Strap, Black #A04-0161BK 1

23743 Cap & Strap, (as pictured), White #A04-0161 1

DRAIN HOSES & ACCESSORIES

PLUMBING

In Section L: Fresh Water Line Filters Winterizing Pumps Faucet & Shower Sink & Drain Holding Tanks Drain Valves & Fittings Drain Hose Chemicals & Toilets



CAMCO SIDEWINDER SEWER HOSE SUPPORT



Sturdy, lightweight plastic support with welded seams has deep cradles to hold sewer hose in place without straps. Easily positions around obstacles and stays where you put it. No staples to rust. Won't creep closed. Patented.

- 20425 **NEW!** Holds 10' Hose #43031 2
- 28719 Holds 15' Hose #43041 1
- 20424 **NEW!** Holds 20' Hose #43051 2



VALTERA SLUNKY® SLUNKY DRAIN HOSE SUPPORT by VALTERRA

Provides correct support from outlet to inlet. Prevents kinked hose. Eliminates fluid back-up. Flexibility allows versatile placement of the drainage hose with continuous support and fluid flow. Slinky's ease of attachment is promoted by ozone treated rubber retainers.

- 21280 10' L, folds to 8" #S1000 12
- 21281 10' L (low at RV outlet), folds to 8" #S1000-LO 12
- 21279 15' L, folds to 10" #S1500 6
- 25291 20' L, folds to 12" #S2000 6
- 27376 25' L, folds to 14" #S2500 12

Accessories:

- 27716 ^{LS} Replacement Rubber Hose Retainers, Pk/9 #08347 1

Stabilizing Shoes prevent Slinky from tipping. A bag of 10 comes with the 10' & 15' models, and a bag of 20 comes with the 20' & 25' models.

- 27717 ^{LS} Stabilizing Shoes, Pk/10 #74637 1

VALTERRA SEWER HOSE BUDDY



Supports the RV sewer hose, winds around any obstacles, and provides the even slope necessary for the perfect drain every time. Designed to stay in place - does not creep back from original extension.

- Sturdy accordion style design for more stability.
- Deep hose seat - will not fall over during dumping.
- Sloped for a complete drain.

Sewer Hose Buddy:

- 20218 10' #D40-4010 6
- 20219 15' #D40-4015 6
- 20220 20' #D40-4020 6




SANI-CON

THE CLEANEST, MOST SANITARY WAY TO EMPTY A HOLDING TANK!

Easy to install and use

- A** - Permanent connection saves handling and setup time, and keeps you clean.
- B** - Long-lasting 1" discharge hose stretches to 21', yet retracts to 7' long to save storage space.
- C** - Drip Cap keeps you clean.
- D** - Easy-to-use nozzle adapts to fit a variety of dump stations - no need for adapters.

Patented bypass for grey water tank emptying without turning pump on (select models).




Never wrestle with a 3" hose again!

Now you can get the option offered by many upscale RV makers!

THETFORD

Its heavy-duty transfer pump macerates waste, sending it long distance - even 20 feet uphill - to a dump!



BOX MOUNT SYSTEM WITH GRAY WATER BYPASS

3" x 24" inlet, 21' retractable discharge hose with sewer nozzle and cap. Wiring included.

- 28716 Box Mount System #70200 1

DIRECT TWIST-ON SYSTEM WITH GRAY WATER BYPASS

21' retractable discharge hose with sewer nozzle and cap. Wiring included.

- 28717 Direct Twist-On System #70224 1

TANK BUDDY

Direct twist-on toolbox system. 10' fixed length discharge hose, sewer nozzle/cap and 6' power leads, alligator clips.

- 28718 Tank Buddy #70230 1



EASY SLIDER HOSE SUPPORT

Easy Slider sewer hose support is made of tough extruded plastic that will not break or bend. Provides an even flow—no backups or overflows. To set up simply hook the chain to the camper and adjust slider to proper length. Easy Slider includes three 3' sections with chain, packed in a reusable, easy-store carton.

20035 Easy Slider Support #2001 12



SEWERSOLUTION

Now you can dump and clean your holding tank without exposure to raw sewage or odor, through a 3/4" plastic dump hose. 3" sewer hose is no longer necessary! Attach



your garden hose and a high-velocity water-jet creates a powerful venturi-effect pumping action that pulls sewage from RV and ejects it out the discharge hose. The shear force of the water-jet liquefies waste and tissue. Pumps up to 8 gal./minute up to 30' with the 3/4" dump hose. Includes clear polycarbonate pump unit, 10' SewerSolution dump hose, garden hose quick-connect with back-flow preventer and adapter for connecting to 3" and 4" sewer pipes or 1" PVC pipe. • Dump hose is 10' L—no stretching needed. • Add extensions for longer reach. • Pumps up to 60' if using 1" PVC pipe. • Self-cleaning. • Even pumps sewage up to 3' above tank level. • Fast! Empties a 20 gal. tank in only 2.5 minutes, then flushes everything downstream of the gate valve with clean water. • Requires a minimum of only 15 psi water pressure through your garden hose.

27559 SewerSolution Model V Kit #SS01 6

27560 Extension 10' Hose (not shown) #SS02 6

THETFORD SMARTDRAIN



28787



SureLock™ Fittings



THETFORD SMARTDRAIN SERIES PREMIUM SEWER SYSTEM With SureLock™ Fittings

- Quick, secure, leak-proof connections.
- Industrial grade metal cam-levers lock on tight.
- Connections similar to fire hoses and industrial fuel hoses.

PREMIUM SEWER SYSTEM

• Includes a RV Valve Adapter, 15' SmartHose™ with pre-attached SureLock™ fittings, a 90° nozzle fitting with handle, an universal sewer fitting with handle and a multi-use end cap. • With an eye catching, retail appeal the packaging shows interactive window, has a compact carrying case and is educational.

28787 SmartDrain Sewer System #17728 2



RV VALVE ADAPTER

- Dial with 4 slots seals tight to RV waste valve outlet. • Easy-to-grip handles. • Won't break like bayonet ears. • Leave on for convenience. • Provides a quick connection for smarthose™ with Surelock™ fitting.

28788 RV Valve Adapter #17729 12

END CAP

- Caps or plugs any opening. • Built-in tether for RV valve adapter. • System includes one end cap (additional sold separately).

28792 End Cap #17733 24



THETFORD SMARTHOSE



15' HOSE ASSEMBLY

- Designed with storage options in mind. • Hose ends lock together for clean, sealed storage. • Hose fits into bumpers.



28789 15' Hose Assembly #17730 6



90° NOZZLE FITTING WITH HANDLE

- Convenient handle keeps user clean!
- Surelock™ fitting secures nozzle to end of hose.



28790 90° Nozzle Fitting with Handle #17731 12

UNIVERSAL SEWER FITTING WITH HANDLE

- Convenient handle keeps user clean! • Fits 3", 3.5" and 4" threaded sewer pipes. • Fits 3" and 4" press-fit sewer pipes. • Clean, secure connection into dump station. • Eliminates need for weights to keep it in place during use.



28791 Universal Sewer Fitting with Handle #17732 12

In Section L:	Fresh Water Line	Filters	Winterizing	Pumps	Faucet & Shower	Sink & Drain	Holding Tanks	Drain Valves & Fittings	Drain Hose	Chemicals & Toilets
---------------	------------------	---------	-------------	-------	-----------------	--------------	---------------	-------------------------	------------	---------------------



4" SEWER HOSE BUMPER PLUGS



4" rubber plugs for sewer hose bumper.

79403 Bumper Plugs, CD/2 #79403 **16**

70406 Bumper Plug, Bulk #70406 **1**



BUMPER PLUG "LOCKS" IN PLACE

No more losing parts and hoses. Just insert, then push in to "lock." Won't rust, won't fall out. No holes to drill, no assembly, no hinges. Fits standard 4" bumper.

76825 Bumper Plug #30000 **1**



JR PRODUCTS BUMPER PLUGS

4" and 4 1/2" rubber bumper plug with tabs.

Bumper Plugs, Pk/2:

41282 4" with Tabs #208-A **12**

18319 4 1/2" with Tabs #329-A **12**

78836 4" without Tabs #358-A **2**

78837 4" without Tabs, Polar White #358PW-A **2**



VALTERRA HI-FLOW SHUT-OFF VALVE

GREAT FOR USE WITH TANK RINSERS!

Hi Flow Shut-Off Valve has a unique 3/8" larger internal opening for maximum water flow vs. the 5/16" opening common on most import shut-off valves. It is an ideal shut-off valve for use with any tank flushing product.

25942 Hi-Flow Shut-Off Valve, Carded #A01-0144VP **30**



VALTERRA HOLDING TANK CLEANERS



FLEXIBLE TANK WAND

This flexible garden hose wand easily makes 90° turns under the toilet, enabling you to snake it through to the tank and clean your tank more effectively.

25945 Flexible Tank Wand, Carded #A01-0187VP **32**



MASTER BLASTER TANK WAND

Here's a tank wand with a power nozzle end, creating one of the most powerful tank cleaning products on the market. Carded.

25944 Master Blaster Tank Wand, Carded #A01-0184VP **12**



Reduced Clean-Up Time!

DURAFLEX POWER RINSE

Transforms an ordinary water hose to a powerful holding tank cleaner. Simply attach the Power Rinse to your water hose. Easy-to-follow instructions printed on package.

25670 Power Rinse #A25670 **12**



JR PRODUCTS SEWER HOSE STORAGE HATCH

Fits 4" PVC or aluminum flex pipes with end caps. Hatch is fade and impact-resistant, UV-stabilized and paintable. Thumblock model. (Pipe is not included.) Cut-out dim.: 4 3/4" H x 5 7/8". Outside dimension: 6 1/2" H x 7 7/8".

25623 Sewer Hose Storage Hatch, Polar White #L8D82-A **12**

28695 Cap for 4" PVC Pipe, Bulk #237G **1**



VALTERRA TANK WAND HOSE KIT



No more dragging a garden hose through the RV; just hook up your Tank Wand Hose Kit between your cleaning wand and the bathroom sink faucet. This also lets you use hot water, which gives extra cleaning power.

26014 Tank Wand Hose Kit #A01-0189VP **12**

VALTERRA RV HYDROFLUSH 90°

Breaks up plugged waste tanks cleaning the tank, pipe, valve, and hose. 90 degree design allows it to fit in tight spaces and compartments. Anti-siphon valve and internal backflow preventer are included.



28652 RV Hydroflush 90°
#F02-4110 12

VALTERRA RV HYDROFLUSH 45°

Breaks up plugged tanks; the clear plastic construction makes it easy to see when waste system is clean. Flushes the entire waste system clean, including the tank, pipe, valve and drain hose. No installation needed; bayonet lugs on bottom let standard hose adapters twist on.



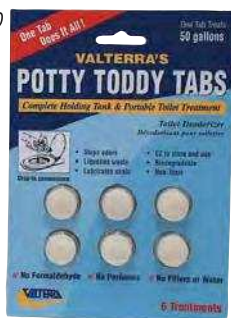
With Removable
Anti-siphon Valve



25952 RV Hydroflush 45 degree
#F02-4100 18

24310

27590



VALTERRA POTTY TODDY TABS

"The Original One Tab Solution". The complete holding tank, portable and recirculating toilet treatment. No formaldehyde and non toxic. Stops odors. One tab treats 50 gallons.

Potty Toddy Tabs:

24310 Card of 6 #Q5000VP 1

25273 Bottle of 50 #Q5004 25



20196



WALEX BIO-ACTIVE HOLDING TANK TREATMENT

- Use 1-2 oz. (30mL-60mL) per 5 gallons (19L) of fresh water. • All Natural Super Concentrate.
- Stabilized Bacteria and Enzyme System Rapidly Digests and Deodorizes Waste.
- Reduces Scale Build-Up in Plumbing Lines, Pipes and Holding Tanks. • Contains Exclusive EVERBLUE™. • Non-Staining Deep Blue Color.

Bio-Active Holding Tank Treatment:

20191 40-oz., Tip and Pour Bottle
#BIO-72240 12

20196 68-oz., Tip and Pour Bottle
#BIO-72268 8

20199 168-oz. #BIO-72168 3



25274

25275



VALTERRA NO-FUSS FLUSH® AND ACCESSORY KIT

The jet stream spray from the No-Fuss Flush® unit removes and flushes away deposits from inside the holding tank. Installs permanently to waste or gray-water tank. Rinses tank quickly and easily. Eliminates the need to drag a hose inside the RV to flush out the holding tank. Connect No-Fuss Flush® to outside wall of RV for easy hook-up. Check valve included. Accessory kit has chrome-plated inlet and fittings. Order the **Accessory Kit** with the No-Fuss Flush®. Kit includes a chrome-plated water inlet, plus 2 hose couplings and hose adapter. The water inlet mounts to the exterior of your RV.

No-Fuss Flush®:

25274 With Check Valve
(plus order **25275** for easier accessibility)
#A70 40

25275 Accessory Kit
(for easier accessibility with No-Fuss Flush)
#A71 40



WALEX PORTA-PAK

JUST DROP IT IN! Holding Tank Deodorizer and Portion Control System

- Unbeatable odor prevention. • Pre-packaged portion control – no spills! • Breaks down waste and paper. • Formaldehyde-free. • Slide zipper bag for easy storage.

Porta-Pak:

27824 10-Pack #TOI-91799 12

28100 2-Pack #TOI-91798 12

WALEX BIO-PAK

JUST DROP IT IN! Holding Tank Deodorizer and Waste Digester

Ideal for RVs and boats. All natural formulation dissolves quickly. • Beneficial to septic tanks. • Pre-packaged portion control – no spills! • Rapid tissue break-up. • Excellent odor control. • Slide zipper bag for easy storage. 10-Pack.

28219 Bio-Paks #TOI-11530 12



One Elemonate
tablet treats up to
a 60-gallon
Grey Water
Holding Tank.

WALEX EXODOR® ELEMONATE™ – GREY WATER RAPID DISSOLVE TABLETS

- Fresh Lemon Scent. • Deodorizes Grey Tank!
- Freshens Sink & Drain Lines!
- Dissolves Grease & Organic Sludge!
- Biodegradable, Safe on Equipment, Valves & Seals!

ELEMONATE™ represents the latest technology in quick-dissolve tablets. ELEMONATE™ utilizes the ultimate WAVE2® odor control formula found in the EXODOR® PORTA-PAK® Holding Tank Deodorizer along with special enzymes designed to dissolve grease in the grey water tank and plumbing lines.

28709 Exodor® Elemonate™ Pk/5
#TOI-61776 12

In Section O:	Husky Brake Parts	Brake, Axle Parts & Hubs	Undercarriage Protectors	Wheels	Steering Stabilizers	Springs & Shocks	Lube, Oil & Fuel
---------------	-------------------	--------------------------	--------------------------	--------	----------------------	------------------	------------------



31793, Closed



ULTRA-FAB PRODUCTS UNIVERSAL ACCESS DOOR

- Built-in lock secures important cargo areas.
- For use on all RVs, trucks, cargo haulers, trailers, and specialty vehicles of all types.
- Easy installation. • 5" x 5" opening and 8" x 7" frame. • 1-yr. Warranty.

Universal Access Door:

31793 White #48-979009 1

31794 Chrome #48-979010 1



PLASTIC TANK & RADIATOR REPAIR KIT

With a Seal-N-Place Repair Kit, ABS, polyethylene, or plastic tanks can be repaired permanently in minutes. Can also be used for skin or roof repairs on all types of RVs and mobile homes.



21326 Tank Repair Kit #002-90214 6

SEE PAGES 148-150 FOR PERFORMANCE-BOOSTING AND ENGINE-PROTECTING AUTOMOTIVE PRODUCTS



JR PRODUCTS MULTI-PURPOSE HATCH W/O BACK

Extra large utility access hatch. Reinforced molding process makes the door even more durable. Comes with a key latch for added security. The hinge design makes the door replaceable if needed. Size dimension: cut-out 9-1/8" X 8"; outside 11-3/8" X 10-3/8".

27809 Hatch w/Key Lock, Polar White #NBF02 1



RV DESIGNER HATCH LOCK WITH 1 1/8" CAM

Used on water, electric, gas hatches etc.

Clamshell packaging; 3" W x 5" H x 1" D:


44842 Hatch Lock with 1-1/8" cam #L100 1

44843 Hatch Lock with 5/8" cam #L110 1

44844 Replacement Key, Code 751, Pk/2 #L200 1

JR PRODUCTS HATCH INSTALLATION KIT

Installation kit with everything you need to replace or install a hatch. Includes premium butyl tape and screws for a proper seal.



Hatch Installation Kit:

65439 Small (25" butyl tape and 12 screws) #04205 36

65440 Large (36" butyl tape and 10 screws) #04195 36



JR PRODUCTS LOCKING HATCH FOR MOTOR FUEL FILLER

OVAL VERSION

Protects fuel supply from theft and tampering. For use with oval metal GM fuel bezel. Overall size is 8"W x 8-1/2"H outside diameter, Cut-out (6-3/8"W x 6-7/8" H). The oval has a 5" diameter, stretched to 6".

25418 Filler with Flat Back, Polar White #71122-OVAL-A 1

SQUARE VERSION

Gas hatch with frame and door only. Impact and fade-resistant Rovol. Locking door prevents fuel theft and contamination. Door has RVIA-approved red warning tag. Easy installation. Overall size is 8"W x 8-1/2"H, Cut-out size is 6-3/8"W x 6-7/8" H. Polar White.

25419 Square Fuel Hatch #91122-A 12

KEYS FOR LOCKING FUEL HATCHES

Replacement keys for JR Products Motor Fuel Hatch. The **49399** (Round Head) key will fit hatches shown above. The **44846** (Square Head) will fit older model JR Products Hatches.

Package of 2 Replacement Keys:

44846 Square Head #DECO-A 12

49399 Round Head #751-A 12

JR PRODUCTS KEY LOCKS

Cam lock for replacement in B&B Molder hatches as well as any other place a barrel lock is needed. Comes keyed for a 751 style key to match other compartments and hatches..



751 Key Code Lock Cam w/Key:

43018 Long, 1-1/8" Blade #00100 1

43026 Short, 5/8" Blade #00E00 1

THETFORD CORPORATION

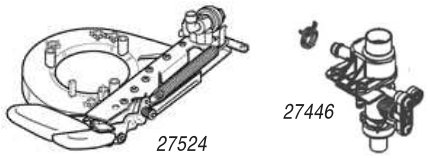


THETFORD REPLACEMENT PARTS

Sorted by model of toilet and then, by Manufacturer #s.

FOR AQUA-MAGIC TOILETS

- 27436** Mechanism Replacement, for AQUA MAGIC, Pkg #08368 **24**
- 27433** Water Saver, for AQUA MAGIC, Pkg #08993 **1**
- 27434** Water Valve Replacement, for AQUA MAGIC, Pkg #09868 **24**
- 27435** Ball Valve, for AQUA MAGIC III, Pkg #09989 **24**
- 27517** Closet Bolt, for AQUA MAGIC IV, Pkg #12524 **1**
- 27438** Water Valve, for AQUA MAGIC IV, Pkg #13168 **24**
- 27487** Vac Breaker, for AQUA MAGIC IV, Pkg #20830 **1**
- 27484** Mechanism Package, Parchment, for AQUA MAGIC #24203 **10**
- 27515** Foot Flush Repair, for AQUA MAGIC IV, Pkg #24571 **1**
- 27519** Lever Assembly, for AQUA MAGIC IV #24629 **1**
- 28063** Seat & Cover Assembly, for AQUA MAGIC V #31703 **1**
- 28065** Water Module Assembly, for AQUA MAGIC V #31705 **24**
- 28068** Blade Seal, for AQUA MAGIC #31708 **1**
- 27513** Blade Seal, for AQUA MAGIC IV 12481 #33027 **1**
- 27518** Blade 1248262, for AQUA MAGIC IV #33308 **1**
- 27520** Spring, for AQUA MAGIC IV, 12519 #33317 **1**
- 28584** Seat & Cover Assembly, Parchment, for AQUA MAGIC IV #36787 **1**
- 28585** Seat & Cover Assembly, White, for AQUA MAGIC IV #36788 **1**



FOR AURORA TOILETS

- 27524** Ball Valve, for AURORA, Pkg #19283 **1**

FOR BRAVURA TOILETS

- 27452** Mechanism Replacement, for BRAVURA, Pkg #31111 **1**
 - 27455** Mechanism Replacement, for BRAVURA, Pkg #31112 **1**
- Replacement Package for all Bravura RV toilets. Includes water module, 2 screws and link retainer clip.
- 27446** Water Module Service Kit, for BRAVURA, Pkg #31113 **1**

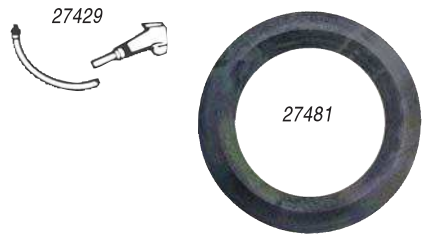


FOR PORTA POTTI TOILETS

- 28691** Bellows Kit, for Porta Potti #07862 **1**

MORE REPLACEMENT PARTS

- 27500** Mechanism, White (7/14/90 to present) #33213 **1**
- 27429** Water Saver Serv, White, Pkg (Includes water saver, 2-hose clamps, link retainer clip, wall mount bracket and 2-screws) #33226 **1**
- 27481** Closet Flange Seal #33239 **1**



THETFORD